

Authority Budget of:

JAN 24 11:00

ADOPTED COPY

Camden Redevelopment Agency

State Filing Year

2018

For the Period:

January 1, 2018

to

December 31, 2018

<http://camdenredevelopment.org/>

Authority Web Address



Division of Local Government Services

2018 AUTHORITY BUDGET

Certification Section

2018

**CAMDEN REDEVELOPMENT
AUTHORITY BUDGET**

FISCAL YEAR: FROM January 1, 2018 TO December 31, 2018

For Division Use Only

CERTIFICATION OF APPROVED BUDGET

It is hereby certified that the approved Budget made a part hereof complies with the requirements of law and the rules and regulations of the Local Finance Board, and approval is given pursuant to N.J.S.A. 40A:5A-11.

*State of New Jersey
Department of Community Affairs
Director of the Division of Local Government Services*

By: Paul D. Cwert, CPA, RAA Date: 12/6/2017

CERTIFICATION OF ADOPTED BUDGET

It is hereby certified that the adopted Budget made a part hereof has been compared with the approved Budget previously certified by the Division, and any amendments made thereto. This adopted Budget is certified with respect to such amendments and comparisons only.

*State of New Jersey
Department of Community Affairs
Director of the Division of Local Government Services*

By: Paul D. Cwert CPA, RMA Date: 1/16/2018

2018 PREPARER'S CERTIFICATION

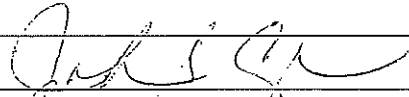
CAMDEN REDEVELOPMENT AGENCY

AUTHORITY BUDGET

FISCAL YEAR: FROM: January 1, 2018 TO: December 31, 2018

It is hereby certified that the Authority Budget, including both the Annual Budget and the Capital Budget/Program annexed hereto, represents the members of the governing body's resolve with respect to statute in that: all estimates of revenue are reasonable, accurate and correctly stated; all items of appropriation are properly set forth; and in itemization, form and content, the budget will permit the exercise of the comptroller function within the Authority.

It is further certified that all proposed budgeted amounts and totals are correct. Also, I hereby provide reasonable assurance that all assertions contained herein are accurate and all required schedules are completed and attached.

Preparer's Signature:			
Name:	Johanna S. Conyer		
Title:	Director of Finance		
Address:	520 Market Street, Suite 1300 Camden, NJ 08101		
Phone Number:	856-968-3544	Fax Number:	856-968-3541
E-mail address	joconyer@ci.camden.nj.us		

2018 APPROVAL CERTIFICATION

CAMDEN REDEVELOPMENT AGENCY

AUTHORITY BUDGET

FISCAL YEAR: **FROM:** January 1, 2018 **TO:** December 31, 2018

It is hereby certified that the Authority Budget, including all schedules appended hereto, are a true copy of the Annual Budget and Capital Budget/Program approved by resolution by the governing body of the Camden Redevelopment Agency, at an open public meeting held pursuant to N.J.A.C. 5:31-2.3, on the day of October 11, 2017.

It is further certified that the recorded vote appearing in the resolution represents not less than a majority of the full membership of the governing body thereof.

Officer's Signature:	<i>Sulena Robinson-Rivera</i>		
Name:	Sulena Robinson-Rivera		
Title:	CRA Secretary to the Board		
Address:	520 Market Street, Suite 1300 Camden, NJ 08101		
Phone Number:	856-757-6907	Fax Number:	856-968-3541
E-mail address	surobins@ci.camden.nj.us		

INTERNET WEBSITE CERTIFICATION

Authority's Web Address:

<http://camdenredevelopment.org/>

All authorities shall maintain either an Internet website or a webpage on the municipality's or county's Internet website. The purpose of the website or webpage shall be to provide increased public access to the authority's operations and activities. N.J.S.A. 40A:5A-17.1 requires the following items to be included on the Authority's website at a minimum for public disclosure. Check the boxes below to certify the Authority's compliance with N.J.S.A. 40A:5A-17.1.

- A description of the Authority's mission and responsibilities
- Commencing with 2013, the budgets for the current fiscal year and immediately preceding two prior years
- The most recent Comprehensive Annual Financial Report (Unaudited) or similar financial information
- Commencing with 2012, the annual audits of the most recent fiscal year and immediately two prior years
- The Authority's rules, regulations and official policy statements deemed relevant by the governing body of the authority to the interests of the residents within the authority's service area or jurisdiction
- Notice posted pursuant to the "Open Public Meetings Act" for each meeting of the Authority, setting forth the time, date, location and agenda of each meeting
- Beginning January 1, 2013, the approved minutes of each meeting of the Authority including all resolutions of the board and their committees; for at least three consecutive fiscal years
- The name, mailing address, electronic mail address and phone number of every person who exercises day-to-day supervision or management over some or all of the operations of the Authority
- A list of attorneys, advisors, consultants and any other person, firm, business, partnership, corporation or other organization which received any remuneration of \$17,500 or more during the preceding fiscal year for any service whatsoever rendered to the Authority.

It is hereby certified by the below authorized representative of the Authority that the Authority's website or webpage as identified above complies with the minimum statutory requirements of N.J.S.A. 40A:5A-17.1 as listed above. A check in each of the above boxes signifies compliance.

Name of Officer Certifying compliance

Jehanna S. Couyer

Title of Officer Certifying compliance

DIRECTOR OF FINANCE

Signature

Jehanna S. Couyer

CITY OF CAMDEN REDEVELOPMENT AGENCY
RESOLUTION SUMMARY

Resolution No.: 10-11-17D

Resolution Title:

**Resolution Introducing and Approving for Submission to the Director of the Division of
Local Government Services the Agency's Proposed Budget
for the Fiscal Year 2018**

Project Summary:

N.J.A.C. 5:31-1 et. seq. requires all municipal bodies to introduce and formally approve for submission to the Director of the Division of Local Government Services an annual budget for the upcoming fiscal year at least 60 days prior to the end of the current fiscal year.

The CRA's fiscal year end is December 31, 2017. The budget introduction and approval is being presented at this time and the resolution to accept the budget will be presented no later than the beginning of the CRA's fiscal year as per the New Jersey Administrative Code.

Purpose of Resolution:

To introduce and approve The Agency's Fiscal Year Ending 2018 budget.

Award Process:

N/A

Cost Not To Exceed:

N/A

Source of Funds:

N/A.

Total Project Cost:

N/A

Resolution Introducing and Approving for Submission to the Director of the Division of Local Government Services the Agency's Proposed Budget for the Fiscal Year 2018

WHEREAS, N.J.A.C. 5:31-1 et. seq. requires all municipal bodies to introduce and formally approve for submission to the Director of the Division of Local Government Services an annual budget for the upcoming fiscal year at least 60 days prior to the end of the current fiscal year; and

WHEREAS, a proposed Annual Budget and Capital Budget for the City of Camden Redevelopment Agency for the fiscal year beginning, January 1, 2018 and ending, December 31, 2018 has been presented before the governing body of the Agency at its open public meeting of October 11, 2017; and

WHEREAS, the Annual Budget as proposed reflects Total Revenues of 2,033,833 Total Appropriations, including any Accumulated Deficit if any, of \$2,033,833 and Total Unrestricted Net Assets utilized of \$0; and

WHEREAS, the Capital Budget as proposed reflects Total Capital Appropriations of \$0 and Total Unrestricted Net Assets planned to be utilized as funding thereof, of \$0; and

WHEREAS, the schedule of rates, fees and other charges in effect will produce sufficient revenues, together with all other anticipated revenues to satisfy all obligations to the holders of bonds of the Agency, to meet operating expenses, capital outlays, debt service requirements, and to provide for such reserves, all as may be required by law, regulation or terms of contracts and agreements; and

WHEREAS, the Capital Budget/Program, pursuant to N.J.A.C. 5:31-2, does not confer any authorization to raise or expend funds; rather it is a document to be used as part of the said Agency's planning and management objectives. Specific authorization to expend funds for the purposes described in this section of the budget, must be granted elsewhere; by bond resolution, by a project financing agreement, by resolution appropriating funds from the Renewal and Replacement Reserve or other means provided by law.


NOW, THEREFORE, BE IT RESOLVED by the governing body of the City of Camden Redevelopment Agency, at an open public meeting held on October 11, 2017 that the Annual Budget, including appended Supplemental Schedules, and the Capital Budget/Program of the City of Camden Redevelopment Agency for the fiscal year beginning, January 1, 2018 and ending, December 31, 2018 which is attached as an exhibit to this resolution is hereby introduced and approved for submission to the Director of the Division of Local Government Services; and

BE IT FURTHER RESOLVED, that the anticipated revenues as reflected in the Annual Budget are of sufficient amount to meet all proposed expenditures/expenses and all covenants, terms and provisions as stipulated in the said Agency's outstanding debt obligations, capital lease arrangements, service contracts, and other pledged agreements; and

BE IT FURTHER RESOLVED, that the governing body of the City of Camden Redevelopment Agency will consider the Annual Budget and Capital Budget/Program for adoption on or prior to December 31, 2017.




(Secretary's Signature)


(Date)


ON MOTION OF: Ian K. Leonard

SECONDED BY: Jose Javier Ramos

COMMISSIONER	AYES	NAYS	ABSTENTIONS
Marilyn Torres	✓		
Sheila Davis	✓		
Vance Bowman			
Ian Leonard	✓		
Javier Ramos	✓		
Maria Sharma			




Marilyn Torres
Chairperson

ATTEST: 

Olivette Simpson
Interim Executive Director

The above has been reviewed and approved as to form.



Mark P. Asselta, Esq., Board Counsel

2018 ADOPTION CERTIFICATION

CAMDEN REDEVELOPMENT AGENCY

AUTHORITY BUDGET

FISCAL YEAR: **FROM:** January 1, 2018 **TO:** December 31, 2018

It is hereby certified that the Authority Budget and Capital Budget/Program annexed hereto is a true copy of the Budget adopted by the governing body of the Camden Redevelopment Agency, pursuant to N.J.A.C. 5:31-2.3, on the 13th day of, December 2017.

Officer's Signature:	<i>Sulena Robinson-Rivera</i>		
Name:	Sulena Robinson-Rivera		
Title:	Secretary to the Board		
Address:	520 Market Street, Suite 1300 Camden, NJ 08101		
Phone Number:	856-757-7600	Fax Number:	856-968-3541
E-mail address	surobins@ci.camden.nj.us		

CITY OF CAMDEN REDEVELOPMENT AGENCY
RESOLUTION SUMMARY

Finance

Resolution No.: 12-13-17F

Resolution Title:

2018 Adopted Budget Resolution Camden Redevelopment Agency Fiscal Year: From January 1, 2018 to December 31, 2018

Project Summary:

New Jersey Administrative Code 5:31-2.3 Section (g) requires that the budget shall be adopted not later than the beginning of the authority's fiscal year.

The CRA's current fiscal year end is December 31, 2017.

Purpose of Resolution:

To seek authorization to adopt the Camden Redevelopment Agency Fiscal Year Ending 2018 budget.

Award Process:

N/A

Cost Not To Exceed:

N/A

Source of Funds:

N/A

Total Project Cost:

N/A

2018 ADOPTED BUDGET RESOLUTION

Camden Redevelopment Agency

FISCAL YEAR: FROM: January 1, 2018 TO: December 31, 2018

WHEREAS, the Annual Budget and Capital Budget/Program for the Camden Redevelopment Agency for the fiscal year beginning January 1, 2018 and ending, December 31, 2018 has been presented for adoption before the governing body of the Camden Redevelopment Agency at its open public meeting of December 13, 2017; and


WHEREAS, the Annual Budget and Capital Budget as presented for adoption reflects each item of revenue and appropriation in the same amount and title as set forth in the introduced and approved budget, including all amendments thereto, if any, which have been approved by the Director of the Division of Local Government Services; and

WHEREAS, the Annual Budget as presented for adoption reflects Total Revenues of \$2,033,833, Total Appropriations, including any Accumulated Deficit, if any, of \$2,033,833 and Total Unrestricted Net Position utilized of \$ 0; and

WHEREAS, the Capital Budget as presented for adoption reflects Total Capital Appropriations of \$0 and Total Unrestricted Net Position planned to be utilized of \$ 0.

NOW, THEREFORE BE IT RESOLVED, by the governing body of the Camden Redevelopment Agency, at an open public meeting held on December 13, 2017 that the Annual Budget and Capital Budget/Program of the Camden Redevelopment Agency for the fiscal year beginning, January 1, 2018 and, ending, December 31, 2018 is hereby adopted and shall constitute appropriations for the purposes stated; and

BE IT FURTHER RESOLVED, that the Annual Budget and Capital Budget/Program as presented for adoption reflects each item of revenue and appropriation in the same amount and title as set forth in the introduced and approved budget, including all amendments thereto, if any, which have been approved by the Director of the Division of Local Government Services.


(Secretary's Signature)

12/13/2017
(Date)

Governing Body
Member:

Recorded Vote


	Aye	Nay	Abstain	Absent
Marilyn Torres	✓			
Maria Sharma	✓			
Sheila Davis	✓			
Vance Bowman	✓			
Ian K. Leonard	✓			
Jose Javier Ramos	✓			

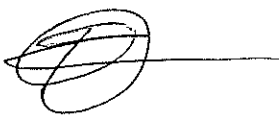
12-13-17F (cont'd)

ON MOTION OF: Ian K. Leonard

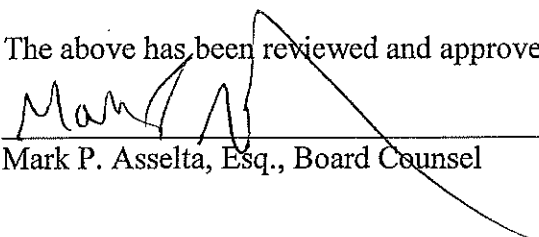
SECONDED BY: Jose Javier Ramos

COMMISSIONER	AYES	NAYS	ABSTENTIONS
Marilyn Torres	✓		
Sheila Davis	✓		
Vance Bowman	✓		
Ian Leonard	✓		
Javier Ramos	✓		
Maria Sharma	✓		


Marilyn Torres
Chairperson


ATTEST: _____
Olivette Simpson
Interim Executive Director

The above has been reviewed and approved as to form.


Mark P. Asselta, Esq., Board Counsel

2018 AUTHORITY BUDGET

Narrative and Information Section

2018 AUTHORITY BUDGET MESSAGE & ANALYSIS

Camden Redevelopment Agency

AUTHORITY BUDGET

FISCAL YEAR: FROM: January 1, 2018 TO: December 31, 2018

Answer all questions below. Attach additional pages and schedules as needed.

1. Complete a brief statement on the 2018 proposed Annual Budget and make comparison to the 2017 adopted budget for each operation. Explain any variances over +/-10% for each line item by operation. Explanations of variances should include a description of the reason for the increase/decrease in the budgeted line item, not just an indication of the amount and percent of the change. Attach any supporting documentation that will help to explain the reason for the increase/decrease in the budgeted line item. For example, if anticipated service charges have increased 15% due to an increase in rates, provide a copy of the resolution authorizing the rate increase.

The proposed 2018 Camden Redevelopment Agency (CRA) budget entails an overall decrease of \$777,650 (27.66%) compared to the FYE 2017 adopted budget.

The proposed 2018 budget includes no increases in two (2) of the major Operation Appropriation items (specifically, Administration and Professional Services Expense categories). However, the proposed budget does reflect significant decreases in the major Operation Appropriation (specifically, Personnel Expense category) and the Non-Operating Appropriation (specifically, Operations and Maintenance Reserve category).

The proposed 2018 budget includes significant decreases in the major Other Operating Revenue items (specifically, Project Administration and Land Sales categories)

The FYE 2018 annual budget has been developed in accordance with N.J.A.C. 5:31-2. There are several variances over +/-10% for certain categories compared to the current year's adopted budget. They are follows:

Operating Appropriations:

Personnel – Decrease of \$155,494 (11.28%). This significant change has been affected by four (4) employment vacancies. To ensure the CRAs ability to sustain its anticipated appropriations and current staff levels, the Agency will defer the fulfillment of these vacant positions to a future fiscal year.

Non-Operating Appropriations:

Operations & Maintenance Reserve- Decrease of \$622,157 (68.54 %). This significant change has been affected by more than a 27.66% decrease in Total Other Operating Revenue. This Revenue change is attributed to decreases in Anticipated Land Sales and Project Administration/Development Fees categories.

The business of the Agency continues to be affected by state and federal economic forces and therefore, maintains the goal of establishing an Operating Reserve capable of maintaining the organization for at least one complete fiscal year. *(See attachment #1- 2018 Project Listing)*

2. Complete a brief statement on the impact the proposed Annual Budget will have on Anticipated Revenues, especially service charges and on the general purpose/component unit financial statements. Explain significant increases or decreases, if any. An increase or decrease is considered significant if it is over +/-10% from the current year adopted budget.

There are three (3) line item variances over +/-10% for certain categories within the Other Operating Revenues Schedule compared to the current year's adopted budget. They are as follows:

Project Administration/Redevelopment Fees – Decrease of \$176,750 (39.13%)

The tremendous development activities initiated by the New Jersey Economic Opportunity Act of 2013 (EOA), of which the CRA's Project Administration/Redevelopment fees were positively impacted in 2017, are beginning to taper off. The EOA is scheduled to sunset in 2018 for housing and 2019 for commercial development. This revenue item is directly tied to the anticipated decrease of development activities within the budget year. Smaller scale economic, institutional, and housing development is anticipated in the upcoming year.

(See attached – 2018 Project Listing)

Land Sales– Decrease of \$520,900 (28%)

The anticipated sunset of the New Jersey Economic Opportunity Act of 2013 (EOA) and its expected decline of housing and commercial development activities has also affected the Agency's land sale opportunities in 2018. The large-scale development projects and therefore, the land sale deals realized in the past few fiscal years, will decrease sharply in 2018. This revenue item is directly tied to the anticipated decrease of development activities within the budget year. Smaller scale economic, institutional, and housing development is anticipated in the upcoming year. *(See attached – 2018 Project Listing)*

Other Receivables- Decrease of \$80,000 (54%)

In the 2017 budget, there was a receivable item of \$136,000 included in the budget. This item was a one-time payment and is not included in the 2018 budget. This line item is utilized for revenue items that do not fall within the other revenue categories. It tends to include one-time payments and/or items that fluctuate year to year.

3. Describe the state of the local/regional economy and how it may impact the proposed Annual Budget, including the planned Capital Budget/Program.

CRA's redevelopment projects and programs are the result an aligned focus of the CRA staff and Board of Commissioners with the work of the City of Camden for strategic area redevelopment in the City. Execution of redevelopment projects and targeted city-wide planning continues to allow for efficient leveraging of land resources as well as public and private financing. Camden is in the midst of several leadership transitions from a change in the Mayor and Governor's administrations.

The New Jersey Economic Opportunity Act of 2013 (EOA), as Camden's primary financial incentive for redevelopment deals is slated to sunset for housing in 2018 and commercial development in 2019. (We however understand that there is a legislative push to extend EOA beyond the sunset deadline).

Currently, there are 33 EOA redevelopment projects in Camden of which 19 projects have involved CRA. These projects reflect over 3 billion dollars public and private investments. They will result in an increase of the working population in the City over the next 3 to 5 years by an additional 10,000 to 12,000 employees. Camden must sustain the momentum of such extraordinary development to make our communities more livable.

A slow-down of larger development projects may be expected in the coming year due to the availability and built out of large contiguous commercial sites. CRA anticipates the sale of smaller development parcels to mid-sized developers, as per the terms of redevelopment and option agreements, of which the majority are fully executed and the few of which are in the final stages of negotiation and/or the formal terms and conditions' draft process. Camden will experience the next wave of redevelopment in the areas of institutional, housing, and small commercial sites. (See attached – 2018 Project Listing)

For commercial development, whether large or mid-sized transactions they are extremely complex; but these projects are moving ahead. Where in 2018, we anticipate the assembly of smaller sites to accommodate mid-size developments; such transactions will provide the Agency with the funds to continue planned redevelopment work. (See attached 2018 Project List).

Crucial to economic development is CRA's role as Brownfield Coordinator for the City of Camden. As the Brownfield Coordinator, CRA is charged with applying for and implementing approximately \$24 million dollars in federal and state grant funds for the reuse of underutilized and contaminated sites.

Available housing product is a significant issue for Camden's ability to attract and retain middle income households that pay property taxes and add to the City's critical mass. CRA owns more than 350+/- properties within 2 neighborhoods in which large scale institutional development is under construction. CRA is working collaboratively with the City's anchor education and medical institutions in their physical investment strategies for expansion of existing and build-out of new medical and educational facilities. For housing developers this bodes well of building new markets of opportunity for rental and ownership developments for workforce, low, middle and market rate housing in targeted neighborhoods.

The Mt. Ephraim Choice Neighborhood Transformation Plan, which includes 3 neighborhoods in South Camden is the current impetus for work force housing redevelopment. As lead and co-applicants, the Housing Authority and City of Camden was awarded a \$13.2 million in a federal Choice Neighborhood grant, leveraging about \$150 million dollars in redevelopment. CRA's work will be to support housing and revitalization efforts within the development clusters directly adjacent to and surrounding the Choice neighborhood. The CRA and a private housing developer are responsible for about 200+/- units of housing over the next 3 years, connecting up new and improved assets, such as parks, public schools, EOA businesses, and transportation.

Given various economic, housing, and institutional development activities that have occurred in years 2014-2017, there has been an increase in the land appraisal values within the city which has increased the Fair Market Value of CRA owned land that is slated to be sold in 2018. And, CRA continues to aggressively pursue all available Federal, State, and private funding opportunities which can further the redevelopment opportunities in the city.

4. Describe the reasons for utilizing Unrestricted Net Position in the proposed Annual Budget, i.e. rate stabilization, debt service reduction, to balance the budget, etc. If the Authority's budget anticipates a use of Unrestricted Net Position, this question must be answered.

N/A

5. Identify any sources of funds transferred to the County/Municipality as a budget subsidy or a shared service and explain the reason for the transfer (i.e.: to balance the County/Municipality budget, etc.).

None

6. The proposed budget must not reflect an anticipated deficit from 2017 operations. If there exists an accumulated deficit from prior years' budgets (and funding is included in the proposed budget as a result of a prior deficit) explain the funding plan to eliminate said deficit (N.J.S.A. 40A:5A-12). If the Authority has a net deficit reported in its most recent audit, it must provide a deficit reduction plan in response to this question.

No deficit was reported in the most recent audit.

7. Attach a schedule of the Authority's existing rate structure (connection fees, parking fees, service charges, etc.) and a schedule of the proposed rate structure for the upcoming fiscal year. Explain any proposed changes in the rate structure and attach the resolution approving the change in the rate structure, if applicable.

N/A

8. Attach a copy of the Authority's most recent Annual Operating Data submission to the Municipal Securities Rulemaking Board's Electronic Municipal Marketplace Access (EMMA) under the Authority's Continuing Disclosure Agreements for any debt issuances outstanding. Examples of Annual Operating Data may include sewer and water billings; parking rents and collections; number of customers; number of available parking spaces; etc. See Local Finance Notice 2014-9 for more information.

N/A

CAMDEN REDEVELOPMENT AGENCY

FYE 2018 Project Listing

Project/Revenue Description	Revenue Amount
DRPA- Redevelopment Agreement	363,333.00
Cooper Healthcare - Area C #2- KIPP Land Sale	30,000.00
Cooper Healthcare - Area C #2- Kipp Red. Fee	5,000.00
City Clean & Safe - Administrative Fee	10,000.00
NSP2- Program Income	29,000.00
Millennial - Downtown Library Development Land Sale	40,000.00
Millennial - Downtown Library Development Redev Fee	20,000.00
Cooper Plaza Redev. Hsg. #1 - Land Sale	30,000.00
Cooper Plaza Redev. Hsg. #1 - Redev. Fee	15,000.00
Cooper Plaza Redev. Hsg. #2 - Land Sale	240,000.00
Cooper Plaza Redev. Hsg. #2 - Redev. Fee	20,000.00
1800 Davis Street CNI - Redevelopment Fee	10,000.00
1800 Davis Street - Land Sale	150,000.00
Centerville - Ph #2 - Non - CNI Funded HO Option/Redev Fee	15,000.00
Centerville - Ph #2 - Non - CNI Funded HO - Land Sale	80,000.00
Campbell's Soup -Alpha Parking Rent	6,000.00
EPA Grants - Salary Reimbursement	36,000.00
Admiral Wilson Blvd. Redev. Fee (Camden Ren)	45,000.00
Meadows Phase#2 - P.M. Fee	15,000.00
Former Lanning Sq. West - Land Sale	80,000.00
Former Lanning Sq. West - Redev. Fee	15,000.00
Cooper Grant -Poet's Walk- Land Sale	340,000.00
Cooper Grant -Poet's Walk- Red. Fee/Option	15,000.00
Whitman Park Redevelopment Fee	30,000.00
Whitman Park Land Sale	87,500.00
Coopers Hill Historic Properties - Project Mgt. Fee	10,000.00
Coopers Hill Historic Properties - Redevelopment Fee	15,000.00
PBCIP- Redevelopment Fee (4 properties)	15,000.00
PBCIP - Land Sale (4 properties)	56,000.00
Market Fair URA - Surplus 301 Market	3,000.00
Parking Authority Mortgage Payment Block 150 Lot 3501	138,000.00
Kroc Solar Blk 814	50,000.00
606 Broadway - Admin. Fee	20,000.00
TOTAL REVENUE	2,033,833.00

AUTHORITY CONTACT INFORMATION 2018

Please complete the following information regarding this Authority. All information requested below must be completed.

Name of Authority:	Camden Redevelopment Agency		
Federal ID Number:	222831144		
Address:	520 Market Street, Suite 1300		
City, State, Zip:	Camden	NJ	08101
Phone: (ext.)	856-757-7600	Fax:	856-964-2262

Preparer's Name:	Johanna S. Conyer		
Preparer's Address:	520 Market Street, Suite 1300		
City, State, Zip:	Camden	NJ	08101
Phone: (ext.)	856-968-3544	Fax:	856-968-3541
E-mail:	joconyer@ci.camden.nj.us		

Chief Executive Officer:	Olivette Simpson		
Phone: (ext.)	856-968-3540	Fax:	856-961-2262
E-mail:	olsimpso@ci.camden.nj.us		

Chief Financial Officer:	Johanna S. Conyer		
Phone: (ext.)	856-968-3544	Fax:	856-968-3541
E-mail:	joconyer@ci.camden.nj.us		

Name of Auditor:	J. Michael Stephens, CPA		
Name of Firm:	Rubino & Company, Chartered		
Address:	6903 Rockledge Drive, Suite 1200		
City, State, Zip:	Bethesda	MD	20817
Phone: (ext.)	301.564.3636	Fax:	301.564.2994
E-mail:	mstephens@rubino.com		

AUTHORITY INFORMATIONAL QUESTIONNAIRE

CAMDEN REDEVELOPMENT AGENCY

FISCAL YEAR: **FROM:** January 1, 2018 **TO:** December 31, 2018

Answer all questions below completely and attach additional information as required.

- 1) Provide the number of individuals employed in (Use Most Recent W-3 Available 2016 or 2017) as reported on the Authority's Form W-3, Transmittal of Wage and Tax Statements: 14
- 2) Provide the amount of total salaries and wages as reported on the Authority's Form W-3, (Use Most Recent W-3 Available 2016 or 2017) Transmittal of Wage and Tax Statements: \$767,270.56
- 3) Provide the number of regular voting members of the governing body: 7
- 4) Provide the number of alternate voting members of the governing body: 0
- 5) Did any person listed on Page N-4 have a family or business relationship with any other person listed on Page N-4 during the current fiscal year? No If "yes," attach a description of the relationship including the names of the individuals involved and their positions at the Authority.
- 6) Did all individuals that were required to file a Financial Disclosure Statement for the current fiscal year (Most Recent Filing that March 31, 2017 or 2018 deadline has passed 2017 or 2018) because of their relationship with the Authority file the form as required? (Checked to see if individuals actually filed at <http://www.state.nj.us/dca/divisions/dlgs/resources/fds.html> before answering) No If "no," provide a list of those individuals who failed to file a Financial Disclosure Statement and an explanation as to the reason for their failure to file.

1	Vance Bowman	Mr. Bowman elected not to fill out the Financial Disclosure Form.
---	--------------	---

- 7) Does the Authority have any amounts receivable from current or former commissioners, officers, key employees or highest compensated employees? No. If "yes," attach a list of those individuals, their position, the amount receivable, and a description of the amount due to the Authority.
- 8) Was the Authority a party to a business transaction with one of the following parties:
 - a. A current or former commissioner, officer, key employee, or highest compensated employee? No
 - b. A family member of a current or former commissioner, officer, key employee, or highest compensated employee? No
 - c. An entity of which a current or former commissioner, officer, key employee, or highest compensated employee (or family member thereof) was an officer or direct or indirect owner? No

If the answer to any of the above is "yes," attach a description of the transaction including the name of the commissioner, officer, key employee, or highest compensated employee (or family member thereof) of the Authority; the name of the entity and relationship to the individual or family member; the amount paid; and whether the transaction was subject to a competitive bid process.
- 9) Did the Authority during the most recent fiscal year pay premiums, directly or indirectly, on a personal benefit contract? A personal benefit contract is generally any life insurance, annuity, or endowment contract that benefits, directly or indirectly, the transferor, a member of the transferor's family, or any other person designated by the transferor. No If "yes," attach a description of the arrangement, the premiums paid, and indicate the beneficiary of the contract.
- 10) Explain the Authority's process for determining compensation for all persons listed on Page N-4. Include whether the Authority's process includes any of the following: 1) review and approval by the commissioners or a committee thereof; 2) study or survey of compensation data for comparable positions in similarly sized entities; 3) annual or periodic performance evaluation; 4) independent compensation consultant; and/or 5) written employment contract. *See Attached.*
- 11) Did the Authority pay for meals or catering during the current fiscal year? No If "yes," attach a detailed list of all meals and/or catering invoices for the current fiscal year and provide an explanation for each expenditure listed.

- 12) Did the Authority pay for travel expenses for any employee or individual listed on Page N-4? No If "yes," attach a detailed list of all travel expenses for the current fiscal year and provide an explanation for each expenditure listed.
- 13) Did the Authority provide any of the following to or for a person listed on Page N-4 or any other employee of the Authority:
- First class or charter travel No
 - Travel for companions No
 - Tax indemnification and gross-up payments No
 - Discretionary spending account No
 - Housing allowance or residence for personal use No
 - Payments for business use of personal residence No
 - Vehicle/auto allowance or vehicle for personal use No
 - Health or social club dues or initiation fees No
 - Personal services (i.e.: maid, chauffeur, chef) No
- If the answer to any of the above is "yes," attach a description of the transaction including the name and position of the individual and the amount expended.*
- 14) Did the Authority follow a written policy regarding payment or reimbursement for expenses incurred by employees and/or commissioners during the course of Authority business and does that policy require substantiation of expenses through receipts or invoices prior to reimbursement? Yes If "no," attach an explanation of the Authority's process for reimbursing employees and commissioners for expenses. (If your authority does not allow for reimbursements indicate that in answer)
- 15) Did the Authority make any payments to current or former commissioners or employees for severance or termination? No If "yes," attach explanation including amount paid.
- 16) Did the Authority make any payments to current or former commissioners or employees that were contingent upon the performance of the Authority or that were considered discretionary bonuses? No If "yes," attach explanation including amount paid.
- 17) Did the Authority comply with its Continuing Disclosure Agreements for all debt issuances outstanding by submitting its audited annual financial statements, annual operating data, and notice of material events to the Municipal Securities Rulemaking Board's Electronic Municipal Marketplace Access (EMMA) as required? N/A If "no," attach a description of the Authority's plan to ensure compliance with its Continuing Disclosure Agreements in the future.
- 18) Did the Authority receive any notices from the Department of Environmental Protection or any other entity regarding maintenance or repairs required to the Authority's systems to bring them into compliance with current regulations and standards that it has not yet taken action to remediate? No. If "yes," attach explanation as to why the Authority has not yet undertaken the required maintenance or repairs and describe the Authority's plan to address the conditions identified.
- 19) Did the Authority receive any notices of fines or assessments from the Department of Environmental Protection or any other entity due to noncompliance with current regulations (i.e.: sewer overflow, etc.)? No If "yes," attach a description of the event or condition that resulted in the fine or assessment and indicate the amount of the fine or assessment.

AUTHORITY INFORMATIONAL QUESTIONNAIRE
(CONTINUED)
CAMDEN REDEVELOPMENT AGENCY

FISCAL YEAR: FROM: January 1, 2018 TO: December 31, 2018

10. Compensation Narrative:

The Authority employs several processes for determining compensation for all personnel listed on page N-4. They include the following:

- Review and approval by the commissioners
- Study or survey of compensation data for comparable positions in the City of Camden municipality.
- Annual performance evaluations; and
- Written employee contracts where applicable.
- Collective Bargaining Agreements.

**AUTHORITY SCHEDULE OF COMMISSIONERS, OFFICERS, KEY EMPLOYEES,
HIGHEST COMPENSATED EMPLOYEES AND INDEPENDENT CONTRACTORS
CAMDEN REDEVELOPMENT AGENCY**

FISCAL YEAR: FROM: January 1, 2018 TO: December 31, 2018

Complete the attached table for all persons required to be listed per #1-4 below.

- 1) List all of the Authority's current commissioners and officers and amount of compensation from the Authority and any other public entities as defined below. Enter zero if no compensation was paid.
- 2) List all of the Authority's key employees and highest compensated employees other than a commissioner or officer as defined below and amount of compensation from the Authority and any other public entities.
- 3) List all of the Authority's former officers, key employees and highest compensated employees who received more than \$100,000 in reportable compensation from the Authority and any other public entities during the most recent fiscal year completed.
- 4) List all of the Authority's former commissioners who received more than \$10,000 in reportable compensation from the Authority and any other public entities during the most recent fiscal year completed.

Commissioner: A member of the governing body of the authority with voting rights. Include alternates for purposes of this schedule.

Officer: A person elected or appointed to manage the authority's daily operations at any time during the year, such as the chairperson, vice-chairperson, secretary, or treasurer. For the purposes of this schedule, treat the authority's top management official and top financial official as officers. A member of the governing body may be both a commissioner and an officer for the purposes of this schedule.

Key employee: An employee or independent contractor of the authority (other than a commissioner or officer) who meets both of the following criteria:

- a) The individual received reportable compensation from the authority and other public entities in excess of \$150,000 for the most recent fiscal year completed; and
- b) The individual has responsibilities or influence over the authority as a whole or has power to control or determine 10% or more of the authority's capital expenditures or operating budget.

Highest compensated employee: One of the five highest compensated employees or independent contractors of the authority other than current commissioners, officers, or key employees whose aggregate reportable compensation from the authority and other public entities is greater than \$100,000 for the most recent fiscal year completed.

Compensation: All forms of cash and non-cash payments or benefits provided in exchange for services, including salaries and wages, bonuses, severance payments, deferred payments, retirement benefits, fringe benefits, and other financial arrangements or transactions such as personal vehicles, meals, housing, personal and family education benefits, below-market loans, payment of personal or family travel, entertainment, and personal use of the Authority's property. Compensation includes payments and other benefits provided to both employees and independent contractors in exchange for services.

Reportable compensation: (Use the Most Recent W-2 available 2017 or 2018. The aggregate compensation that is reported (or is required to be reported) on Form W-2, box 1 or 5, whichever amount is greater, and/or Form 1099-MISC, box 7, for the most recent calendar year ended 60 days before the start of the proposed budget year. For example, for fiscal years ending December 31, 2018, the most recent W-2 and 1099 should be used 2017 or 2016 (60 days prior to start of budget year is November 1, 2017, with 2016 being the most recent calendar year ended), and for fiscal years ending June 30, 2018, the calendar year 2017 W-2 and 1099 should be used (60 days prior to start of budget year is May 1, 2017, with 2017 being the most recent calendar year ended).

Other Public Entity: Any municipality, county, local authority, fire district, or other government unit, regardless of whether it is related in any way to the Authority either by function or by physical location.

Authority Schedule of Commissioners, Officers, Key Employees, Highest Compensated Employees and Independent Contractors (Continued)

For the Period January 1, 2018 to Camden Redevelopment Agency December 31, 2018

Name	Title	Average Hours per Week Dedicated to Position	Commissioner	Officer	Key Employee	Highest Compensated Employee	Former	Reportable Compensation from Authority (W-2/1099)				Total Compensation from Authority	Estimated amount of other compensation from the Authority (health benefits, pension, etc.)	Names of Other Public Entities where Individual is an Employee or Member of the Governing Body (1) See note below	Positions held at Other Public Entities Listed in Column O	Average Hours per Week Dedicated to Positions at Other Public Entities Listed in Column O	Reportable Compensation from Other Public Entities (W-2/1099)	Estimated amount of other compensation from other Public Entities (health benefits, pension, payment in lieu of health benefits, etc.)	Total Compensation All Public Entities
								Base Salary/ Stipend	Bonus	Other (auto allowance, expense account, payment in lieu of health benefits, etc.)	Estimated amount of other compensation from Authority (health benefits, pension, etc.)								
1 Conyer, Johanna S.	Director of Finance	35	X					\$ 98,432	\$	\$	\$ 36,890	None	None	None	None	0	0	0	135,322
2 Harveson, James T	Director of EcoDev	35						96,896	0	0	36,127	None	None	None	None	0	0	0	132,523
3 Simpson, Olivette	Interim Executive Director	35						96,600	0	0	36,204	None	None	None	None	0	0	0	132,804
4 Torres, Marilyn	Commissioner - Chair	1.5 X	X					0	0	0	0	0 City of Camden	0	0	5	21,224	900	132,804	
5 Davis, Shella	Commissioner - Vice Chair	1.5 X	X					0	0	0	0	0 Camden County	0	0	35	53,767	13,442	22,124	
6 Sharma, Maria	Commissioner - Treasurer	1.5 X	X					0	0	0	0	0	0	0	0	0	0	67,209	
7 Leonard, Ian K	Commissioner	1.5 X	X					0	0	0	0	0	0	0	0	0	0	0	
8 Ramos, Jose Javier	Commissioner	1.5 X	X					0	0	0	0	0	0	0	0	0	0	0	
9 Bowman, Vance B	Commissioner	1.5 X	X					0	0	0	0	0	0	0	0	0	0	0	
10 Ross Johnson, Sandra	Executive Director	35	X	X	X			155,000	0	0	58,091	None	None	None	None	0	0	0	213,091
11																			
12																			
13																			
14																			
15																			
Total:								\$ 446,428	\$ -	\$ -	\$ 187,312	\$ 613,740	\$ 74,891	\$ 14,342	\$ 708,973				

(1) Insert "None" in this column for each individual that does not hold a position with another Public Entity

Schedule of Health Benefits - Detailed Cost Analysis

Camden Redevelopment Agency
 For the Period January 1, 2018 to December 31, 2018

	# of Covered Members (Medical & Rx)	Annual Cost		Total Cost Estimate Proposed Budget	# of Covered Members (Medical & Rx) Current Year	Annual Cost per Employee Current Year	Total Prior Year Year Cost (Decrease)	% Increase (Decrease)
		Proposed Budget	Estimate Proposed Budget					
Active Employees - Health Benefits - Annual Cost								
Single Coverage	5	\$ 12,280	\$ 61,401	4	\$ 12,280	\$ 49,121	\$ 12,280	25.0%
Parent & Child	1	21,726	21,726	1	21,726	21,726	-	0.0%
Employee & Spouse (or Partner)	2	24,237	48,473	2	24,237	48,473	-	0.0%
Family	3	36,082	108,246	3	36,082	108,246	-	0.0%
Employee Cost Sharing Contribution (enter as negative -)								#DIV/0!
Subtotal	11		239,846	10		227,565	12,280	5.4%
Commissioners - Health Benefits - Annual Cost								
Single Coverage								#DIV/0!
Parent & Child								#DIV/0!
Employee & Spouse (or Partner)								#DIV/0!
Family								#DIV/0!
Employee Cost Sharing Contribution (enter as negative -)								#DIV/0!
Subtotal	0			0				#DIV/0!
Retirees - Health Benefits - Annual Cost								
Single Coverage								#DIV/0!
Parent & Child								#DIV/0!
Employee & Spouse (or Partner)								#DIV/0!
Family								#DIV/0!
Employee Cost Sharing Contribution (enter as negative -)								#DIV/0!
Subtotal	0			0				#DIV/0!
GRAND TOTAL	11		\$ 239,846	10		\$ 227,565	\$ 12,280	5.4%

Is medical coverage provided by the SHBP (Yes or No)? (Place Answer in Box)
 Is prescription drug coverage provided by the SHBP (Yes or No)? (Place Answer in Box)

Yes	Yes or No
Yes	Yes or No

Note: Remember to Enter an amount in rows for Employee Cost Sharing

Schedule of Accumulated Liability for Compensated Absences

Camden Redevelopment Agency

For the Period January 1, 2018 to

December 31, 2018

Complete the below table for the Authority's accrued liability for compensated absences.

X Box if Authority has no Compensated Absences

Individuals Eligible for Benefit	Gross Days of Accumulated Compensated Absences at End of Last Issued Audit Report	Dollar Value of		Legal Basis for Benefit (check applicable items)		
		Accrued	Compensated Absence Liability	Approved Labor Agreement	Resolution	Individual Employment Agreement
Anthony Martinez	6.29	\$ 1,071	X			
Baoguo Li	34.86	\$ 6,596	X			
Carla Rhodes	35.29	\$ 5,814			X	
Deirdra Williams	22.86	\$ 2,883	X			
Donna Arthur-Pettigrew	10.57	\$ 1,801	X			
Dwaine Williams	21.00	\$ 5,767			X	
James Harveson	33.43	\$ 12,393			X	
Johanna Conyer	35.43	\$ 13,412			X	
Nural Williams	28.86	\$ 5,598	X			
Olivette Simpson	42.14	\$ 15,706			X	
Sulena Robinson-Rivera	10.43	\$ 2,631	X			
Total liability for accumulated compensated absences at beginning of current year		\$ 73,673				

The total Amount Should agree to most recently issued audit report for the Authority

2018 AUTHORITY BUDGET

Financial Schedules Section

SUMMARY

Camden Redevelopment Agency
 For the Period January 1, 2018 to December 31, 2018

		FY 2018 Proposed Budget				FY 2017 Adopted Budget		% Increase (Decrease) Proposed vs. Adopted	
REVENUES	Operation #1	Operation #2	N/A	N/A	N/A	Total All Operations	Total All Operations	All Operations	All Operations
Total Operating Revenues	\$ 2,033,833	\$ -	\$ -	\$ -	\$ -	\$ 2,033,833	\$ 2,811,483	\$ (777,650)	-27.7%
Total Non-Operating Revenues	-	-	-	-	-	-	-	-	#DIV/0!
Total Anticipated Revenues	2,033,833	-	-	-	-	2,033,833	2,811,483	(777,650)	-27.7%
APPROPRIATIONS									
Total Administration	1,748,208	-	-	-	-	1,748,208	1,903,701	(155,493)	-8.2%
Total Cost of Providing Services	-	-	-	-	-	-	-	-	#DIV/0!
Total Principal Payments on Debt Service in Lieu of Depreciation	-	-	-	-	-	-	-	-	#DIV/0!
Total Operating Appropriations	1,748,208	-	-	-	-	1,748,208	1,903,701	(155,493)	-8.2%
Total Interest Payments on Debt	-	-	-	-	-	-	-	-	#DIV/0!
Total Other Non-Operating Appropriations	285,625	-	-	-	-	285,625	907,782	(622,157)	-68.5%
Total Non-Operating Appropriations	285,625	-	-	-	-	285,625	907,782	(622,157)	-68.5%
Accumulated Deficit	-	-	-	-	-	-	-	-	#DIV/0!
Total Appropriations and Accumulated Deficit	2,033,833	-	-	-	-	2,033,833	2,811,483	(777,650)	-27.7%
Less: Total Unrestricted Net Position Utilized	-	-	-	-	-	-	-	-	#DIV/0!
Net Total Appropriations	2,033,833	-	-	-	-	2,033,833	2,811,483	(777,650)	-27.7%
ANTICIPATED SURPLUS (DEFICIT)	\$ (0)	\$ -	\$ -	\$ -	\$ -	\$ (0)	\$ (0)	\$ -	0.0%

Revenue Schedule

Camden Redevelopment Agency

For the Period January 1, 2018 to December 31, 2018

	FY 2018 Proposed Budget						FY 2017 Adopted	\$ Increase	% Increase
							Budget	(Decrease)	(Decrease)
	Operation #1	Operation #2	N/A	N/A	N/A	N/A	Total All Operations	Proposed vs. Adopted	Proposed vs. Adopted
OPERATING REVENUES									
<i>Service Charges</i>									
Residential						\$ -	\$ -	\$ -	#DIV/0!
Business/Commercial						-	-	-	#DIV/0!
Industrial						-	-	-	#DIV/0!
Intergovernmental						-	-	-	#DIV/0!
Other						-	-	-	#DIV/0!
Total Service Charges						-	-	-	#DIV/0!
<i>Connection Fees</i>									
Residential						-	-	-	#DIV/0!
Business/Commercial						-	-	-	#DIV/0!
Industrial						-	-	-	#DIV/0!
Intergovernmental						-	-	-	#DIV/0!
Other						-	-	-	#DIV/0!
Total Connection Fees						-	-	-	#DIV/0!
<i>Parking Fees</i>									
Meters						-	-	-	#DIV/0!
Permits						-	-	-	#DIV/0!
Fines/Penalties						-	-	-	#DIV/0!
Other						-	-	-	#DIV/0!
Total Parking Fees						-	-	-	#DIV/0!
<i>Other Operating Revenues (List)</i>									
Rental Income	6,000					6,000	6,000	-	0.0%
Redevelopment Agreement	363,333					363,333	363,333	-	0.0%
UEZ Admin Offset	-					-	-	-	#DIV/0!
Project Admin / Redevelopment Fees	275,000					275,000	451,750	(176,750)	-39.1%
Land Sales	1,321,500					1,321,500	1,842,400	(520,900)	-28.3%
Other Receivables	68,000					68,000	148,000	(80,000)	-54.1%
Type In (Grant, Other Rev)						-	-	-	#DIV/0!
Type In (Grant, Other Rev)						-	-	-	#DIV/0!
Type In (Grant, Other Rev)						-	-	-	#DIV/0!
Type In (Grant, Other Rev)						-	-	-	#DIV/0!
Type In (Grant, Other Rev)						-	-	-	#DIV/0!
Total Other Revenue	2,033,833					2,033,833	2,811,483	(777,650)	-27.7%
Total Operating Revenues	2,033,833					2,033,833	2,811,483	(777,650)	-27.7%
NON-OPERATING REVENUES									
<i>Other Non-Operating Revenues (List)</i>									
Type In						-	-	-	#DIV/0!
Type In						-	-	-	#DIV/0!
Type In						-	-	-	#DIV/0!
Type In						-	-	-	#DIV/0!
Type In						-	-	-	#DIV/0!
Type In						-	-	-	#DIV/0!
Total Other Non-Operating Revenue						-	-	-	#DIV/0!
<i>Interest on Investments & Deposits (List)</i>									
Interest Earned						-	-	-	#DIV/0!
Penalties						-	-	-	#DIV/0!
Other						-	-	-	#DIV/0!
Total Interest						-	-	-	#DIV/0!
Total Non-Operating Revenues						-	-	-	#DIV/0!
TOTAL ANTICIPATED REVENUES	\$2,033,833	\$ -	\$ -	\$ -	\$ -	\$ -	\$ 2,811,483	\$ (777,650)	-27.7%

Prior Year Adopted Revenue Schedule

Camden Redevelopment Agency

FY 2017 Adopted Budget

	Operation #1	Operation #2	N/A	N/A	N/A	N/A	Total All Operations
OPERATING REVENUES							
<i>Service Charges</i>							
Residential							\$ -
Business/Commercial							-
Industrial							-
Intergovernmental							-
Other							-
Total Service Charges	-	-	-	-	-	-	-
<i>Connection Fees</i>							
Residential							-
Business/Commercial							-
Industrial							-
Intergovernmental							-
Other							-
Total Connection Fees	-	-	-	-	-	-	-
<i>Parking Fees</i>							
Meters							-
Permits							-
Fines/Penalties							-
Other							-
Total Parking Fees	-	-	-	-	-	-	-
<i>Other Operating Revenues (List)</i>							
Rental Income	6,000						6,000
Redevelopment Agreement	363,333						363,333
UEZ Admin Offset	-						-
Project Admin / Redevelopment Fees	451,750						451,750
Land Sales	1,842,400						1,842,400
Other Receivables	148,000						148,000
Type In (Grant, Other Rev)							-
Type In (Grant, Other Rev)							-
Type In (Grant, Other Rev)							-
Type In (Grant, Other Rev)							-
Type In (Grant, Other Rev)							-
Total Other Revenue	2,811,483	-	-	-	-	-	2,811,483
Total Operating Revenues	2,811,483	-	-	-	-	-	2,811,483
NON-OPERATING REVENUES							
<i>Other Non-Operating Revenues (List)</i>							
Type In							-
Type In							-
Type In							-
Type In							-
Type In							-
Type In							-
Total Non-Operating Revenues	-	-	-	-	-	-	-
<i>Interest on Investments & Deposits</i>							
Interest Earned							-
Penalties							-
Other							-
Total Interest	-	-	-	-	-	-	-
Total Non-Operating Revenues	-	-	-	-	-	-	-
TOTAL ANTICIPATED REVENUES	\$2,811,483	\$ -	\$ -	\$ -	\$ -	\$ -	\$2,811,483

Appropriations Schedule

Camden Redevelopment Agency

For the Period January 1, 2018 to December 31, 2018

	FY 2018 Proposed Budget						FY 2017 Adopted Budget	\$ Increase (Decrease) Proposed vs. Adopted	% Increase (Decrease) Proposed vs. Adopted
	Operation #1	Operation #2	N/A	N/A	N/A	N/A	Total All Operations	All Operations	All Operations
							Total All Operations	All Operations	All Operations
OPERATING APPROPRIATIONS									
<i>Administration - Personnel</i>									
Salary & Wages	\$ 893,528					\$ 893,528	\$ 1,009,983	\$ (116,455)	-11.5%
Fringe Benefits	330,041					330,041	369,079	(39,038)	-10.6%
Total Administration - Personnel	1,223,568	-	-	-	-	1,223,568	1,379,061	(155,493)	-11.3%
<i>Administration - Other (List)</i>									
Admin Expense	305,640					305,640	305,640	-	0.0%
Professional Service Expense	219,000					219,000	219,000	-	0.0%
Type In Description						-	-	-	#DIV/0!
Type In Description						-	-	-	#DIV/0!
Miscellaneous Administration*						-	-	-	#DIV/0!
Total Administration - Other	524,640	-	-	-	-	524,640	524,640	-	0.0%
Total Administration	1,748,208	-	-	-	-	1,748,208	1,903,701	(155,493)	-8.2%
<i>Cost of Providing Services - Personnel</i>									
Salary & Wages						-	-	-	#DIV/0!
Fringe Benefits						-	-	-	#DIV/0!
Total COPS - Personnel						-	-	-	#DIV/0!
<i>Cost of Providing Services - Other (List)</i>									
Type In Description						-	-	-	#DIV/0!
Type In Description						-	-	-	#DIV/0!
Type In Description						-	-	-	#DIV/0!
Type In Description						-	-	-	#DIV/0!
Miscellaneous COPS*						-	-	-	#DIV/0!
Total COPS - Other						-	-	-	#DIV/0!
Total Cost of Providing Services						-	-	-	#DIV/0!
Total Principal Payments on Debt Service in Lieu of Depreciation						-	-	-	#DIV/0!
Total Operating Appropriations	1,748,208	-	-	-	-	1,748,208	1,903,701	(155,493)	-8.2%
NON-OPERATING APPROPRIATIONS									
Total Interest Payments on Debt Operations & Maintenance Reserve	285,625					285,625	907,782	(622,157)	-68.5%
Renewal & Replacement Reserve						-	-	-	#DIV/0!
Municipality/County Appropriation						-	-	-	#DIV/0!
Other Reserves						-	-	-	#DIV/0!
Total Non-Operating Appropriations	285,625	-	-	-	-	285,625	907,782	(622,157)	-68.5%
TOTAL APPROPRIATIONS	2,033,833	-	-	-	-	2,033,833	2,811,483	(777,650)	-27.7%
ACCUMULATED DEFICIT									
TOTAL APPROPRIATIONS & ACCUMULATED DEFICIT	2,033,833	-	-	-	-	2,033,833	2,811,483	(777,650)	-27.7%
UNRESTRICTED NET POSITION UTILIZED									
Municipality/County Appropriation						-	-	-	#DIV/0!
Other						-	-	-	#DIV/0!
Total Unrestricted Net Position Utilized						-	-	-	#DIV/0!
TOTAL NET APPROPRIATIONS	\$2,033,833	\$ -	\$ -	\$ -	\$ -	\$ -	\$ 2,811,483	\$ (777,650)	-27.7%

Miscellaneous line items may not exceed 5% of total operating appropriations shown below. If amount in miscellaneous is greater than the amount shown above, then the line item must be itemized above.

5% of Total Operating Appropriations \$87,410.42 \$ - \$ - \$ - \$ - \$ - \$ - \$87,410.42

Prior Year Adopted Appropriations Schedule

Camden Redevelopment Agency

FY 2017 Adopted Budget

	Operation #1	Operation #2	N/A	N/A	N/A	N/A	Total All Operations
OPERATING APPROPRIATIONS							
<i>Administration - Personnel</i>							
Salary & Wages	\$1,009,983						\$1,009,983
Fringe Benefits	369,079						369,079
Total Administration - Personnel	1,379,061	-	-	-	-	-	1,379,061
<i>Administration - Other (List)</i>							
Admin Expense	305,640						305,640
Professional Service Expense	219,000						219,000
Type In Description							-
Type In Description							-
Miscellaneous Administration*							-
Total Administration - Other	524,640	-	-	-	-	-	524,640
Total Administration	1,903,701	-	-	-	-	-	1,903,701
<i>Cost of Providing Services - Personnel</i>							
Salary & Wages							-
Fringe Benefits							-
Total COPS - Personnel	-	-	-	-	-	-	-
<i>Cost of Providing Services - Other (List)</i>							
Type In Description							-
Type In Description							-
Type In Description							-
Type In Description							-
Miscellaneous COPS*							-
Total COPS - Other	-	-	-	-	-	-	-
Total Cost of Providing Services	-	-	-	-	-	-	-
Total Principal Payments on Debt Service in Lieu of Depreciation	-	-	-	-	-	-	-
Total Operating Appropriations	1,903,701	-	-	-	-	-	1,903,701
NON-OPERATING APPROPRIATIONS							
Total Interest Payments on Debt							-
Operations & Maintenance Reserve	907,782						907,782
Renewal & Replacement Reserve							-
Municipality/County Appropriation							-
Other Reserves							-
Total Non-Operating Appropriations	907,782	-	-	-	-	-	907,782
TOTAL APPROPRIATIONS	2,811,483	-	-	-	-	-	2,811,483
ACCUMULATED DEFICIT							
TOTAL APPROPRIATIONS & ACCUMULATED DEFICIT	2,811,483	-	-	-	-	-	2,811,483
UNRESTRICTED NET POSITION UTILIZED							
Municipality/County Appropriation							-
Other							-
Total Unrestricted Net Position Utilized	-	-	-	-	-	-	-
TOTAL NET APPROPRIATIONS	\$2,811,483	\$ -	\$ -	\$ -	\$ -	\$ -	\$2,811,483

Miscellaneous line items may not exceed 5% of total operating appropriations shown below. If amount in miscellaneous is greater than amount shown below, then the line item must be itemized above.

5% of Total Operating Appropriations \$95,185.07 \$ - \$ - \$ - \$ - \$ - \$ - \$95,185.07

Debt Service Schedule - Principal

Camden Redevelopment Agency

X

If Authority has no debt X this box

	Fiscal Year Ending in						Total Principal Outstanding
	Proposed Budget Year 2018	2019	2020	2021	2022	2023	
Operation #1							
Type in Issue Name							
Type in Issue Name							
Type in Issue Name							
Type in Issue Name							
Total Principal	\$						\$
Operation #2							
Type in Issue Name							
Type in Issue Name							
Type in Issue Name							
Type in Issue Name							
Total Principal							
N/A							
Type in Issue Name							
Type in Issue Name							
Type in Issue Name							
Type in Issue Name							
Total Principal							
N/A							
Type in Issue Name							
Type in Issue Name							
Type in Issue Name							
Type in Issue Name							
Total Principal							
N/A							
Type in Issue Name							
Type in Issue Name							
Type in Issue Name							
Type in Issue Name							
Total Principal							
N/A							
Type in Issue Name							
Type in Issue Name							
Type in Issue Name							
Type in Issue Name							
Total Principal							
TOTAL PRINCIPAL ALL OPERATIONS	\$	\$	\$	\$	\$	\$	\$

Indicate the Authority's most recent bond rating and the year of the rating by ratings service.

Moody's	Fitch	Standard & Poors
Bond Rating		
Year of Last Rating		

2018
CAMDEN
REDEVELOPMENT
AGENCY

AUTHORITY
CAPITAL
BUDGET/
PROGRAM

**2018 CERTIFICATION OF AUTHORITY CAPITAL
BUDGET/PROGRAM**

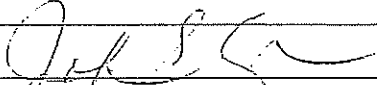
CAMDEN REDEVELOPMENT AGENCY

FISCAL YEAR: **FROM:** January 1, 2018 **TO:** December 31, 2018

It is hereby certified that the Authority Capital Budget/Program annexed hereto is a true copy of the Capital Budget/Program approved, pursuant to N.J.A.C. 5:31-2.2, along with the Annual Budget, by the governing body of the _____ Authority, on the _____ day of _____.

OR

It is hereby certified that the governing body of the Camden Redevelopment Agency have elected **NOT** to adopt a Capital Budget /Program for the aforesaid fiscal year, pursuant to N.J.A.C. 5:31-2.2 for the following reason(s): The Agency does not perform capital projects.

Officer's Signature:			
Name:	Johanna S Conyer		
Title:	Director of Finance		
Address:	520 Market Street, Suite 1300 Camden, NJ 08101		
Phone Number:	856-968-3544	Fax Number:	856-968-3541
E-mail address	joconyer@ci.camden.nj.us		

2018 CAPITAL BUDGET/PROGRAM MESSAGE

CAMDEN REDEVELOPMENT AGENCY

FISCAL YEAR: FROM: January 1, 2018 TO: December 31, 2018

1. Has each municipality or county affected by the actions of the authority participated in the development of the capital plan and reviewed or approved the plans or projects included within the Capital Budget/Program?

N/A

2. Has each capital project/project financing been developed from a specific capital improvement plan or report; does it include full lifecycle costs; and is it consistent with appropriate elements of Master Plans or other plans in the jurisdiction(s) served by the authority?

N/A

3. Has a long-term (10-20 years) infrastructure needs assessment or other capital plan with a horizon beyond six years been prepared?

N/A

4. Describe the projected impact of the proposed capital projects, including impact on the schedule of rates, fees, and service charges and the impact on current and future year's schedules.

N/A

5. Please indicate which capital projects/project financings are being undertaken in the Metropolitan or Suburban Planning Areas as defined in the State Development and Redevelopment Plan.

N/A

6. Please indicate which capital projects/project financings are being undertaken within the boundary of a State Planning Commission-designated Center and/or Endorsed Plan and if the project was included in the Plan Implementation Agenda for that Center/Endorsed Plan.

N/A

Add additional sheets if necessary.

Proposed Capital Budget

Camden Redevelopment Agency
 For the Period January 1, 2018 to December 31, 2018

	Estimated Total Cost	<i>Funding Sources</i>				
		Unrestricted Net Position Utilized	Renewal & Replacement Reserve	Debt Authorization	Capital Grants	Other Sources
<i>Operation #1</i>						
N/A	\$ -					
Type in Description	-					
Type in Description	-					
Type in Description	-					
Total	-					
<i>Operation #2</i>						
Type in Description	-					
Type in Description	-					
Type in Description	-					
Type in Description	-					
Total	-					
<i>N/A</i>						
Type in Description	-					
Type in Description	-					
Type in Description	-					
Type in Description	-					
Total	-					
<i>N/A</i>						
Type in Description	-					
Type in Description	-					
Type in Description	-					
Type in Description	-					
Total	-					
<i>N/A</i>						
Type in Description	-					
Type in Description	-					
Type in Description	-					
Type in Description	-					
Total	-					
<i>V/A</i>						
Type in Description	-					
Type in Description	-					
Type in Description	-					
Type in Description	-					
Total	-					
TOTAL PROPOSED CAPITAL BUDGET	\$ -	\$ -	\$ -	\$ -	\$ -	\$ -

Enter brief description of up to four projects for each operation above. For operations with more than four budgeted projects, please attach additional schedules. Input total amount of all projects for the operation on single line and enter "See Attached Schedule" instead of project description.

5 Year Capital Improvement Plan

Camden Redevelopment Agency

For the Period January 1, 2018 to December 31, 2018

Fiscal Year Beginning In

	Estimated Total Cost	Current Budget Year 2018	2019	2020	2021	2022	2023
<i>Operation #1</i>							
N/A	\$ -	\$ -					
Type in Description	-	-					
Type in Description	-	-					
Type in Description	-	-					
Total	-	-	-	-	-	-	-
<i>Operation #2</i>							
Type in Description	-	-					
Type in Description	-	-					
Type in Description	-	-					
Type in Description	-	-					
Total	-	-	-	-	-	-	-
<i>/A</i>							
Type in Description	-	-					
Type in Description	-	-					
Type in Description	-	-					
Type in Description	-	-					
Total	-	-	-	-	-	-	-
<i>/A</i>							
Type in Description	-	-					
Type in Description	-	-					
Type in Description	-	-					
Type in Description	-	-					
Total	-	-	-	-	-	-	-
<i>/A</i>							
Type in Description	-	-					
Type in Description	-	-					
Type in Description	-	-					
Type in Description	-	-					
Total	-	-	-	-	-	-	-
<i>/A</i>							
Type in Description	-	-					
Type in Description	-	-					
Type in Description	-	-					
Type in Description	-	-					
Total	-	-	-	-	-	-	-
TAL	\$ -	\$ -	\$ -	\$ -	\$ -	\$ -	\$ -

ject descriptions entered on Page CB-3 will carry forward to Pages CB-4 and CB-5. No need to re-enter project descriptions above.

5 Year Capital Improvement Plan Funding Sources

Camden Redevelopment Agency

For the Period January 1, 2018 to December 31, 2018

	Estimated Total Cost	Funding Sources			
		Unrestricted Net Position Utilized	Renewal & Replacement Reserve	Debt Authorization	Capital Grants Other Sources
Operation #1					
N/A	\$ -				
Type in Description	-				
Type in Description	-				
Type in Description	-				
Total	-	-	-	-	-
Operation #2					
Type in Description	-				
Type in Description	-				
Type in Description	-				
Type in Description	-				
Total	-	-	-	-	-
N/A					
Type in Description	-				
Type in Description	-				
Type in Description	-				
Type in Description	-				
Total	-	-	-	-	-
N/A					
Type in Description	-				
Type in Description	-				
Type in Description	-				
Type in Description	-				
Total	-	-	-	-	-
N/A					
Type in Description	-				
Type in Description	-				
Type in Description	-				
Type in Description	-				
Total	-	-	-	-	-
N/A					
Type in Description	-				
Type in Description	-				
Type in Description	-				
Type in Description	-				
Total	-	-	-	-	-
TOTAL	\$ -	\$ -	\$ -	\$ -	\$ -
Total 5 Year Plan per CB-4	\$ -				
Balance check		- If amount is other than zero, verify that projects listed above match projects listed on CB-4.			

Project descriptions entered on Page CB-3 will carry forward to Pages CB-4 and CB-5. No need to re-enter project descriptions above.