

*Authority Budget of:*

REC'D JAN 21 2020

**ADOPTED COPY**

*Camden Redevelopment Agency*

State Filing Year

2020

*For the Period:*

*January 1, 2020*

*to*

*December 31, 2020*

<http://camdenredevelopment.org/>

Authority Web Address



*Division of Local Government Services*

**State of New Jersey**  
**Department of Community Affairs**  
**Division of Local Government Services**  
**ADOPTED AUTHORITY BUDGET**

**ADOPTED BUDGET TRANSMITTAL PACKAGE (After Adoption of Budget)**


Submit all budget related materials in one package to: *Bureau of Authority Regulation Affairs, Division of Local Government Services, 101 South Broad Street, P.O. Box 803, Trenton, NJ 08625-0803.* Check the box of each item to indicate that it is included in budget or has been completed.

**Adopted Authority Budget Document**

- 2 copies of the Adopted budget document submitted that includes all pages completed
- All items on the Introduced Budget Transmittal Package completed and included
- Page C-6 Signed with Manual Signature along with title, address, e-mail address, phone number and fax number.
- Page C-7 Resolution of the Authority governing body approving the introduced budget is enclosed with recorded vote  
**Note: Aye Votes must total a majority of the full membership of the governing body (Not including Alternates in total)**

**PDF of Adopted Budget (All pages)**

- Submit a pdf copy of the budget package (Adopted) to [authoritiesunit@dca.nj.gov](mailto:authoritiesunit@dca.nj.gov) with the name of the authority in the subject line along with wording Adopted Budget.

Official's Signature:			
Name:	Johanna S Conyer		
Title:	Director of Finance		
Address:	520 Market St., Suite 1300 Camden, NJ 08101		
Phone Number:	856-968-3544	Fax Number:	865-968-3541
E-mail address:	<a href="mailto:JoConyer@ci.camden.nj.us">JoConyer@ci.camden.nj.us</a>		

# **2020 AUTHORITY BUDGET**

## **Certification Section**

2020

**CAMDEN REDEVELOPMENT AGENCY  
AUTHORITY BUDGET**

**FISCAL YEAR: FROM January 1, 2020 TO December 31, 2020**

**For Division Use Only**

**CERTIFICATION OF APPROVED BUDGET**

*It is hereby certified that the approved Budget made a part hereof complies with the requirements of law and the rules and regulations of the Local Finance Board, and approval is given pursuant to N.J.S.A. 40A:5A-11.*

*State of New Jersey  
Department of Community Affairs  
Director of the Division of Local Government Services*

By: Paul D. Ewert CPA, RMA Date: 11/10/2019

**CERTIFICATION OF ADOPTED BUDGET**

*It is hereby certified that the adopted Budget made a part hereof has been compared with the approved Budget previously certified by the Division, and any amendments made thereto. This adopted Budget is certified with respect to such amendments and comparisons only.*

*State of New Jersey  
Department of Community Affairs  
Director of the Division of Local Government Services*

By: \_\_\_\_\_ Date: \_\_\_\_\_

**2020 PREPARER'S CERTIFICATION**


**CAMDEN REDEVELOPMENT AGENCY**

**AUTHORITY BUDGET**

**FISCAL YEAR:** FROM: January 1, 2020 TO: December 31, 2020

It is hereby certified that the Authority Budget, including both the Annual Budget and the Capital Budget/Program annexed hereto, represents the members of the governing body's resolve with respect to statute in that: all estimates of revenue are reasonable, accurate and correctly stated; all items of appropriation are properly set forth; and in itemization, form and content, the budget will permit the exercise of the comptroller function within the Authority.

It is further certified that all proposed budgeted amounts and totals are correct. Also, I hereby provide reasonable assurance that all assertions contained herein are accurate and all required schedules are completed and attached.

Preparer's Signature:			
Name:	Johanna S. Conyer		
Title:	Director of Finance		
Address:	520 Market St., Suite 1300 Camden, NJ 08101		
Phone Number:	856-968-3544	Fax Number:	865-968-3541
E-mail address	<a href="mailto:JoConyer@ci.camden.nj.us">JoConyer@ci.camden.nj.us</a>		

**2020 APPROVAL CERTIFICATION**

**CAMDEN REDEVELOPMENT AGENCY**

**AUTHORITY BUDGET**

**FISCAL YEAR: FROM: January 1, 2020 TO: December 31, 2020**

It is hereby certified that the Authority Budget, including all schedules appended hereto, are a true copy of the Annual Budget and Capital Budget/Program approved by resolution by the governing body of the Camden Redevelopment Agency, at an open public meeting held pursuant to N.J.A.C. 5:31-2.3, on the day of October 9th, 2019.

It is further certified that the recorded vote appearing in the resolution represents not less than a majority of the full membership of the governing body thereof.

Officer's Signature:	<i>Sulena Robinson Rivera</i>		
Name:	Sulena Robinson Rivera		
Title:	Board Secretary		
Address:	520 Market St., Suite 1300 Camden, NJ 08101		
Phone Number:	856-757-7600	Fax Number:	856-968-3541
E-mail address	<u>Surobins@ci.camden.nj.us</u>		

# INTERNET WEBSITE CERTIFICATION

Authority's Web Address: http://camdenredevelopment.org/

All authorities shall maintain either an Internet website or a webpage on the municipality's or county's Internet website. The purpose of the website or webpage shall be to provide increased public access to the authority's operations and activities. N.J.S.A. 40A:5A-17.1 requires the following items to be included on the Authority's website at a minimum for public disclosure. Check the boxes below to certify the Authority's compliance with N.J.S.A. 40A:5A-17.1.

- A description of the Authority's mission and responsibilities
- Budgets for the current fiscal year and immediately preceding two prior years
- The most recent Comprehensive Annual Financial Report (Unaudited) or similar financial information (**Similar Information is such as PIE Charts, Bar Graphs etc. for such items as Revenues, Expenditures, and other information the Authority deems relevant to inform the public**)
- The complete (All Pages) annual audits (Not the Audit Synopsis) of the most recent fiscal year and immediately two prior years
- The Authority's rules, regulations and official policy statements deemed relevant by the governing body of the authority to the interests of the residents within the authority's service area or jurisdiction
- Notice posted pursuant to the "Open Public Meetings Act" for each meeting of the Authority, setting forth the time, date, location and agenda of each meeting
- The approved minutes of each meeting of the Authority including all resolutions of the board and their committees; for at least three consecutive fiscal years
- The name, mailing address, electronic mail address and phone number of every person who exercises day-to-day supervision or management over some or all of the operations of the Authority
- A list of attorneys, advisors, consultants and any other person, firm, business, partnership, corporation or other organization which received any remuneration of \$17,500 or more during the preceding fiscal year for any service whatsoever rendered to the Authority.

It is hereby certified by the below authorized representative of the Authority that the Authority's website or webpage as identified above complies with the minimum statutory requirements of N.J.S.A. 40A:5A-17.1 as listed above. A check in each of the above boxes signifies compliance.

Name of Officer Certifying compliance

*Johanna S. Conyer*

Title of Officer Certifying compliance

*DIRECTOR OF FINANCE*

Signature

*Johanna S. Conyer*

**CITY OF CAMDEN REDEVELOPMENT AGENCY**  
**RESOLUTION SUMMARY**

Resolution No.: 10-09-19E

Resolution Title:

**Resolution Introducing and Approving for Submission to the Director of the  
Division of Local Government Services the Agency's Proposed Budget  
for the Fiscal Year 2020**

Project Summary:

N.J.A.C. 5:31-1 et. seq. requires all municipal bodies to introduce and formally approve for submission to the Director of the Division of Local Government Services an annual budget for the upcoming fiscal year at least 60 days prior to the end of the current fiscal year.

The CRA's fiscal year end is December 31, 2019. The budget introduction and approval is being presented at this time and the resolution to accept the budget will be presented no later than the beginning of the CRA's fiscal year as per the New Jersey Administrative Code.

Purpose of Resolution:

To introduce and approve The Agency's Fiscal Year Ending 2020 budget.

Award Process:

N/A

Cost Not To Exceed:

N/A

Source of Funds:

N/A

Total Project Cost:

N/A



# 2020 AUTHORITY BUDGET RESOLUTION

## Camden Redevelopment Agency

**FISCAL YEAR: FROM:** January 1, 2020 **TO:** December 31, 2020

WHEREAS, the Annual Budget and Capital Budget for the Camden Redevelopment Agency for the fiscal year beginning, January 1, 2020 and ending, December 31, 2020\_ has been presented before the governing body of the Camden Redevelopment Agency at its open public meeting of October 9, 2019; and

WHEREAS, the Annual Budget as introduced reflects Total Revenues of \$ 2,316,344 , Total Appropriations, including any Accumulated Deficit if any, of \$ 2,316,355 and Total Unrestricted Net Position utilized of 0; and

WHEREAS, the Capital Budget as introduced reflects Total Capital Appropriations of \$0 and Total Unrestricted Net Position planned to be utilized as funding thereof, of \$0; and

WHEREAS, the schedule of rates, fees and other charges in effect will produce sufficient revenues, together with all other anticipated revenues to satisfy all obligations to the holders of bonds of the Authority, to meet operating expenses, capital outlays, debt service requirements, and to provide for such reserves, all as may be required by law, regulation or terms of contracts and agreements; and

WHEREAS, the Capital Budget/Program, pursuant to N.J.A.C. 5:31-2, does not confer any authorization to raise or expend funds; rather it is a document to be used as part of the said Authority's planning and management objectives. Specific authorization to expend funds for the purposes described in this section of the budget, must be granted elsewhere; by bond resolution, by a project financing agreement, by resolution appropriating funds from the Renewal and Replacement Reserve or other means provided by law.

NOW, THEREFORE BE IT RESOLVED, by the governing body of the Camden Redevelopment Agency, at an open public meeting held on October 9, 2019 that the Annual Budget, including all related schedules, and the Capital Budget/Program of the Camden Redevelopment Agency Authority for the fiscal year beginning, January 1, 2020 and ending, December 31, 2020 is hereby approved; and

BE IT FURTHER RESOLVED, that the anticipated revenues as reflected in the Annual Budget are of sufficient amount to meet all proposed expenditures/expenses and all covenants, terms and provisions as stipulated in the said Authority's outstanding debt obligations, capital lease arrangements, service contracts, and other pledged agreements; and

BE IT FURTHER RESOLVED, that the governing body of the Camden Redevelopment Agency will consider the Annual Budget and Capital Budget/Program for adoption on December 11, 2019.

*Silma Rivera*  
(Secretary's Signature)

October 9, 2019  
(Date)

Governing Body Member:	Recorded Vote			
	Aye	Nay	Abstain	Absent
Ms. Marilyn Torres	✓			
Ms. Sheila Davis	✓			
Mr. Vance C. Bowman	✓			
Ms. Maria Sharma	✓			
Mr. Ian K. Leonard	✓			
Mr. Javier Ramos	✓			

ON MOTION OF: *Vance Bowman*

SECONDED BY: *Maria Sharma*

COMMISSIONER	AYES	NAYS	ABSTENTIONS
Vance C. Bowman	✓		
Sheila Davis	✓		
Ian K. Leonard	✓		
Jose Javier Ramos	✓		
Maria Sharma	✓		
Marilyn Torres	✓		

*Marilyn Jones*

Marilyn Torres  
Chairperson

*[Signature]*

ATTEST:

\_\_\_\_\_  
Olivette Simpson  
Interim Executive Director

The above has been reviewed and approved as to form.

*Mark P. Asselta*

\_\_\_\_\_  
Mark P. Asselta, Esq.  
Board Counsel

Camden Redevelopment Agency Budget with Comparison of FYs 2020 & 2019								
IV.4 10.1.19								
Expenses								
Personnel	YR 2020				YR 2019			
	Salary	Fringe	Total Comp Value	Pct. of Exp.	Salary	Fringe	Total Comp Value	
<b>TOTAL</b>	<b>\$916,501</b>	<b>\$338,680</b>	<b>\$1,255,081</b>	<b>64.18%</b>	<b>\$906,312</b>	<b>\$334,708</b>	<b>\$1,241,020</b>	<b>\$14,061</b>
<b>Administration</b>	\$1,789,721		YR 2020		YR 2019			
	Pension		\$130,000	5.61%	\$120,000			
	Insurance		\$69,000	2.98%	\$69,000			
	Taxes & Fees		\$6,640	0.29%	\$6,640			
	Advertising/PR		\$10,000	0.43%	\$10,000			
	Travel		\$5,000	0.22%	\$5,000			
	Memberships/Sub,		\$5,000	0.22%	\$5,000			
	Training		\$10,000	0.43%	\$10,000			
	Capital Prop.Maintenance		\$30,000	1.30%	\$30,000			
	Office Supplies		\$20,000	0.86%	\$20,000			
	Brownfield Coordination		\$15,000	0.65%	\$15,000			
	Capital Exp.		\$15,000	0.65%	\$15,000			
<b>Sub Totals</b>			\$316,640	13.63%	\$305,640			\$10,000.0
<b>Professional Services</b>			YR 2020		YR 2019			
	Financial		\$45,000	1.94%	\$45,000			
	Planning		\$40,000	1.73%	\$40,000			
	Outside Legal		\$100,000	4.32%	\$100,000			
	Communications		\$15,000	0.65%	\$15,000			
	Board Development		\$19,000	0.83%	\$19,000			
<b>Sub Total</b>			\$219,000	9.46%	\$219,000			0.00%
<b>Operating Reserve</b>			Exp Total		\$0.0		\$1,766,660	
	Reserves		\$526,623		\$610,416			
<b>Sub Totals</b>			\$526,623	22.74%	\$610,416			-13.73%
<b>Totals</b>			\$2,316,344	100.00%	\$2,376,076			-2.51%
<b>Revenue</b>								
			YR 2020		Percentage of Revenue		YR 2019	
	Rental Income		\$24,000	1.04%	\$6,000			
	Redevelopment Agreement		\$363,332	15.69%	\$363,332			
	Project Admin / Redevelopment Fee		\$220,000	9.50%	\$155,000			
	Land Sale		\$1,655,850	71.49%	\$1,799,250			
	Other Receivables		\$53,162	2.30%	\$52,494			
<b>Totals</b>			\$2,316,344	100.00%	\$2,376,076			-2.51%
								-\$59,732.0
<b>Surplus/(Deficit)</b>			\$0		\$0			

Use of Funds	YR 2020	\$ Difference	% Difference	YR 2019
Personnel	\$1,255,081	\$14,060.7	1.13%	\$1,241,020
Administration	\$315,640	\$10,000.0	3.27%	\$305,640
Professional Services	\$219,000	\$0.0	0.00%	\$219,000
Operating Reserve	\$526,823	-\$83,792.7	-13.73%	\$610,416
<b>TOTALS</b>	<b>\$2,316,344</b>	<b>-\$59,732.0</b>	<b>-9.32%</b>	<b>\$2,376,076</b>

Source of Funds	YR 2020	\$ Difference	% Difference	YR 2019
Rental Income	\$24,000	\$18,000.0	300.00%	\$6,000
Redevelopment Agreement	\$363,332	\$0.0	0.00%	\$363,332
Project Admin / Redevelopment	\$220,000	\$65,000.0	41.94%	\$155,000
Land Sale	\$1,655,850	-\$143,400.0	-7.97%	\$1,799,250
Other Receivables	\$53,162	\$688.0	1.27%	\$52,484
<b>TOTALS</b>	<b>\$2,316,344</b>	<b>-\$59,732.0</b>	<b>-2.51%</b>	<b>\$2,376,076</b>

**CRA Sources of Funds**

Source of Funds	YR 2020	YR 2019
Rental Income	\$24,000	\$6,000
Other Receivables	\$53,162	\$52,484
Land Sale	\$1,655,850	\$1,799,250
Project Admin / Redevelopment	\$220,000	\$155,000
Redevelopment Agreement	\$363,332	\$363,332
<b>TOTALS</b>	<b>\$2,316,344</b>	<b>\$2,376,076</b>

**CRA Uses of Funds**

Use of Funds	YR 2020	YR 2019
Operating Reserve	\$526,823	\$610,416
Professional Services	\$219,000	\$219,000
Administration	\$315,640	\$305,640
Personnel	\$1,255,081	\$1,241,020
<b>TOTALS</b>	<b>\$2,316,344</b>	<b>\$2,376,076</b>

Camden Redevelopment Agency		
FYE 2020 Budgeted Project Schedule		
Project Description	Revenue Amount	
1	DRPA- Redevelopment Agreement	\$ 363,332.00
2	Cooper Plaza Redev. Hsg. #1 - Land Sale - HO Ph. #1	120,000.00
3	Cooper Plaza Redev. Hsg. #1 - Redev. Fee	20,000.00
4	1800 Davis Street - Land Sale	294,650.00
5	Campbell's Soup -Alpha Parking Rent	6,000.00
6	EPA Grants - Salary Reimb.,(incl. Mgt. for City)	24,000.00
7	City-wide Land Sale	50,000.00
8	Small Redevelopment Project Land Sales	30,000.00
9	Former Lanning Sq. West - Redev. Fee	20,000.00
10	Former Lanning Sq. West - Land Sale	80,000.00
11	Cooper Grant -Poet's Walk- Land Sale	100,000.00
12	Cooper Grant -Poet's Walk- Red. Fee	10,000.00
13	Parking Authority Mortgage Payment Block 150 Lot 3501	126,000.00
14	10th Linden and Kimber Parking Lot Sale	50,000.00
15	North Camden Bailey Street # 1 (Block 17) - Redev Fee	25,000.00
16	North Camden Bailey Street # 1 (Block 17) - Land Sale	121,200.00
17	Reliable Tire Site Redev Fee	25,000.00
18	Reliable Tire Site Land Sale	125,000.00
19	Shared Services Agt. w/City - Affirmative Action	29,162.00
20	Centerville CNI HO Grant - Redevelopment Fee	50,000.00
21	Cramer Hill - BI 814 - Redevelopment Fee	25,000.00
22	Cramer Hill - Redev Fee	25,000.00
23	Cramer Hill - Land Sale	329,000.00
24	Parkside (PBCIP) - HO Land Sale	90,000.00
25	Parkside (PBCIP) - HO Redevelopment Fee	10,000.00
26	Planned Parenthood - Land Sale	140,000.00
27	Planned Parenthood - Redevelopment Fee	10,000.00
28	City Invincible Parking Lease	18,000.00
	<b>Total Revenue</b>	<b>\$ 2,316,344.00</b>

<b>FYE 2020 Budgeted Expense Schedule</b>		
	<b>Expense Description</b>	<b>Expense Amount</b>
1	Payroll (PR)	916,500.72
2	PR Taxes	70,112.30
3	PR Processing Exp	3,640.00
4	Health Benefits	252,622.58
5	LT Disability Ins	15,845.39
6	Insurance Expense (Capital and W.C.)	69,000.00
7	Taxes and Fees	3,000.00
8	Board Development (Board Clerk)	5,000.00
9	Financial Exp (Bank Service Fee)	3,000.00
10	Board Development (Commissioners)	14,000.00
11	Capital Expense	15,000.00
12	Office Supplies	20,000.00
13	Communications Expense	15,000.00
14	Legal Exp. - General Counsel	100,000.00
15	Advertising Exp	10,000.00
16	Travel Exp	5,000.00
17	Training Exp	10,000.00
18	Planning Exp	40,000.00
19	FY 2019 Audit Expense	42,000.00
20	Membership/ Subscription	5,000.00
21	Capital Property Maintenance (RAMP)	30,000.00
22	NJ Pension Fund Expense	130,000.00
23	Brown Field Coordination	15,000.00
24	Operating Reserve	526,623.00
	<b>Total Expense</b>	<b>\$ 2,316,344</b>

# 2020 ADOPTION CERTIFICATION

## CAMDEN REDEVELOPMENT AGENCY

### AUTHORITY BUDGET

FISCAL YEAR: FROM: January 1, 2020 TO: December 31, 2020

It is hereby certified that the Authority Budget and Capital Budget/Program annexed hereto is a true copy of the Budget adopted by the governing body of the Camden Redevelopment Agency, pursuant to N.J.A.C. 5:31-2.3, on the 11th day of, December, 2019.

Officer's Signature:			
Name:	Sulena Robinson Rivera		
Title:	Board Secretary		
Address:	520 Market St., Suite 1300 Camden, NJ 08101		
Phone Number:	856-757-7600	Fax Number:	856-968-3541
E-mail address	<a href="mailto:SuRobins@ci.camden.nj.us">SuRobins@ci.camden.nj.us</a>		

**CITY OF CAMDEN REDEVELOPMENT AGENCY**  
**RESOLUTION SUMMARY**

**Finance**

**Resolution No.:** 12-11-19F

**Resolution Title:**

2020 Adopted Budget Resolution The City of Camden Redevelopment Agency Fiscal Year From January 1, 2020 to December 31, 2020

**Project Summary:**

New Jersey Administrative Code 5:31-2.3 Section (g) requires that the budget shall be adopted not later than the beginning of the authority's fiscal year.

The CRA's current fiscal year end is December 31, 2019.

**Purpose of Resolution:**

To seek authorization to adopt the Camden Redevelopment Agency Fiscal Year Ending 2020 Budget.

**Award Process:**

N/A

**Cost Not To Exceed:**

N/A

**Source of Funds:**

N/A

**Total Project Cost:**

N/A



12-11-19F

2020 (2020-2021) ADOPTED BUDGET RESOLUTION

The City of Camden Redevelopment Agency

FISCAL YEAR: FROM: January 1, 2020 TO: December 31, 2020

WHEREAS, the Annual Budget and Capital Budget/Program for the City of Camden Redevelopment Agency for the fiscal year beginning January 1, 2020 and ending, December 31, 2020 has been presented for adoption before the governing body of the City of Camden Redevelopment Agency at its open public meeting of December 11, 2019; and


WHEREAS, the Annual Budget and Capital Budget as presented for adoption reflects each item of revenue and appropriation in the same amount and title as set forth in the introduced and approved budget, including all amendments thereto, if any, which have been approved by the Director of the Division of Local Government Services; and

WHEREAS, the Annual Budget as presented for adoption reflects Total Revenues of \$ 2,316,344, Total Appropriations, including any Accumulated Deficit, if any, of \$2,316,344 and Total Unrestricted Net Position utilized of \$0; and

WHEREAS, the Capital Budget as presented for adoption reflects Total Capital Appropriations of \$ 0 and Total Unrestricted Net Position planned to be utilized of \$ 0; and

NOW, THEREFORE BE IT RESOLVED, by the governing body of the City of Camden Redevelopment Agency, at an open public meeting held on December 11, 2019 that the Annual Budget and Capital Budget/Program of the City of Camden Redevelopment Agency for the fiscal year beginning, January 1, 2020 and, ending, December 31, 2020 is hereby adopted and shall constitute appropriations for the purposes stated; and

BE IT FURTHER RESOLVED, that the Annual Budget and Capital Budget/Program as presented for adoption reflects each item of revenue and appropriation in the same amount and title as set forth in the introduced and approved budget, including all amendments thereto, if any, which have been approved by the Director of the Division of Local Government Services.

  
(Secretary's Signature)

12/11/19  
(Date)

Governing Body			Recorded Vote	
Member:	Aye	Nay	Abstain	Absent


- Ms. Marilyn Torres
- Ms. Sheila Davis
- Mr. Vance C. Bowman
- Ms. Maria Sharma
- Mr. Ian K. Leonard
- Mr. Javier Ramos

12-11-19F (cont'd)


ON MOTION OF: *Sheila Davis*

SECONDED BY: *Vance Bowman*

COMMISSIONER	AYES	NAYS	ABSTENTIONS
Vance C. Bowman	✓		
Sheila Davis	✓		
Ian K. Leonard	✓		
Jose Javier Ramos			
Maria Sharma	✓		
Marilyn Torres	✓		

  
\_\_\_\_\_  
Marilyn Torres  
Chairperson

ATTEST:

  
\_\_\_\_\_  
Olivette Simpson  
Interim Executive Director

The above has been reviewed and approved as to form.

  
\_\_\_\_\_  
Michael J. Watson, Esq.  
Board Counsel



Use of Funds	YR 2020	\$ Difference	% Difference	YR 2019
Personnel	\$1,255,061	\$14,060.7	1.13%	\$1,241,020
Administration	\$315,640	\$70,000.0	3.27%	\$305,640
Professional Services	\$219,000	\$0.0	0.00%	\$219,000
Operating Reserve	\$526,623	-\$83,792.7	-13.73%	\$610,416
<b>TOTALS</b>	<b>\$2,316,344</b>	<b>-\$59,732.0</b>	<b>-9.32%</b>	<b>\$2,376,076</b>

CRA Uses of Funds

Source of Funds	YR 2020	\$ Difference	% Difference	YR 2019
Rental Income	\$24,000	\$16,000.0	300.00%	\$6,000
Redevelopment Agreement	\$363,332	\$0.0	0.00%	\$363,332
Project Admin / Redevelopment	\$220,000	\$85,000.0	41.94%	\$155,000
Land Sale	\$1,655,850	-\$143,400.0	-7.97%	\$1,799,250
Other Receivables	\$53,162	\$688.0	1.27%	\$52,494
<b>TOTALS</b>	<b>\$2,316,344</b>	<b>-\$59,732.0</b>	<b>-2.61%</b>	<b>\$2,376,076</b>

CRA Sources of Funds

**2020 AUTHORITY BUDGET**

**Narrative and Information Section**

# 2020 AUTHORITY BUDGET MESSAGE & ANALYSIS

## Camden Redevelopment Agency

### AUTHORITY BUDGET

YEAR: 2020 FROM: January 1, 2020 TO: December 31, 2020

*Answer all questions below. Attach additional pages and schedules as needed.*

1. Complete a brief statement on the 2020/2020-2021 proposed Annual Budget and make comparison to the 2019/2019-2020 adopted budget for each Revenues and Appropriations. Explain any variances over +/-10% (As shown on budget pages F-2 and F-4 explain the reason for changes for each revenue and appropriation changing more than 10%) for each individual revenue and appropriation line item. Explanations of variances should include a description of the reason for the increase/decrease in the budgeted line item, not just an indication of the amount and percent of the change. Attach any supporting documentation that will help to explain the reason for the increase/decrease in the budgeted line item.

The overall proposed 2020 Camden Redevelopment Agency (CRA) budget does not entail a variance over +/- 10%. The FYE 2020 Budget has an overall decrease of \$59,732 (-2.5%) compared to the FYE 2019 adopted budget.

However, the proposed budget does reflect a significant increase in two (2) Other Operating Revenue line items, specifically Rental Income and Project Admin/Redevelopment Fee line items.

Rental Income: This line item has realized a 300% (\$18,000) increase compared to the 2019 adopted budget. This increase is due to an executed land lease agreement between the CRA and CI Properties. This agreement is for a term of 12 months (with the option for two extensions) at the lease amount of \$1,500 per month; \$18,000 for 12 months. (See Attachment #1)

Project Admin/Redevelopment Fee: This line item has realized a 41.9% (\$65,000) increase compared to the 2019 adopted budget. This increase is due to new development projects that include Project Admin/Redevelopment Fees that will be realized in 2020. There are also four (4) projects in the adopted 2019 budget that were delayed and are scheduled to occur in 2020, specifically items #7,8,11 and 15 detailed in the FYE 2020 Revenue Description portion of Attachment #1.

The proposed budget also reflects a significant decrease in one (1) Non – Operating Appropriations line item, specifically Operations and Maintenance Reserve.

Operations and Maintenance Reserve: This line item has realized a 13.7% (-\$83,793) decrease compared to the 2019 adopted budget. This decrease is due to the decrease in anticipated project revenue included in the proposed budget as compared to the 2019 adopted budget (See 2020 Project Listing in Attachment #2)

2. Describe the state of the local/regional economy and how it may impact the proposed Annual Budget, including the planned Capital Budget/Program. (Example Consider New Development

**projects such as Housing /Commercial projects impact on the Authorities expenses or revenues)**

CRA's redevelopment projects and programs represent an aligned focus of the CRA staff and Board of Commissioners with the City of Camden that allow for strategic area redevelopment by efficient leveraging of land resources, public and private financing, and subsequent, execution of redevelopment projects in targeted areas citywide.

Currently state and federal tax incentives are in a state of flux and, will continue into FY 2020. The New Jersey Economic Opportunity Act of 2013 (EOA) projects, in which CRA is currently involved total eight (out of 23) that are in various stages of completion. Now that the EOA legislation and incentive programs have sunset in 2019, the impact on existing and new economic development activity has been immediate and dramatic; in terms of redevelopment project withdrawals and delays. However, past experience in times of external policy shifts/changes have shown that after periods of adjustment, there are periods where such activity will rebound. In this case, when new tax incentive legislation is adopted to replace EOA, new economic redevelopment projects will be attracted to the city's redevelopment areas. Building on a body of prior economic development in the city, CRA, as a redevelopment agency is poised by state statute to attract developer interest and direct investments in and outside of designated redevelopment areas. These investments must involve real property transactions, including the public site assembly of public/private land and execution of project agreements. Thus, the CRA remains a critical component of the city serving as the city's agent, particularly in the disposition of publically owned properties for redevelopment purposes. From these real property transactions, CRA's revenues will be generated from land sale transactions, redevelopment agreement fees, and related shared services agreements. (See 2020 Project Listing in Attachment #2)

Congress in the Tax Cuts and Jobs Act of 2017 established a new federal new community development program involving Opportunity Zones. Opportunity Zones are designed to encourage long-term investments in low-income urban communities. The City of Camden has seven Opportunity Zone designations (OZ), which provide a federal tax incentive for investors, and revenues from economic and housing development opportunities for the city and CRA. Each of the seven OZs give the City and CRA a locational and economic advantage in attracting new project investments, particularly in those corridors where CRA and the City are creating new commercial/industrial/residential areas.

For upcoming commercial/industrial development, CRA anticipates the sale of smaller development parcels to mid-sized developers, as per the terms of redevelopment and option agreements, of which several are fully executed and a few of which are in the final stages of negotiation and/or the formal terms and conditions' draft process.(See 2020 Project Listing in Attachment #2)

In addition, critical to attracting and sustaining developer interest, the CRA administers the City's Brownfield Program to identify, prioritize and target the reuse, reutilization, and remediation of former contaminated commercial/industrial sites. Currently, the Brownfield Program administers \$24 million dollars in federal and state grant funds for the reuse of underutilized and contaminated sites. The reclamation and reuse of these properties will result in commercial/industrial land sales and redevelopment fees for the CRA where existing sites for new commercial/industrial/residential uses are contemplated. See 2020 Project Listing in Attachment #2)

For residential development, available quality-housing products challenge Camden's ability to attract and retain middle-income households that will pay property taxes and add to the City's critical mass. Given various economic, housing, and institutional development activities that have occurred in recent years land values are increasing within the city. CRA has 593 properties with a book value of \$9,600,506. The majority of these properties are located in the Cooper/Lanning Census Tract, which is a designated Opportunity Zone census tract - for CRA this creates an exceptional opportunity for attracting mixed income housing developers that can utilize equity funds through the Opportunity Zone investments to make projects financially feasible. This "gap" financing vehicle for market-rate, mixed income residential housing was unavailable previously. In addition, the Governor has signed legislation to re-direct some \$65 million in Affordable Housing Trust funds for production of affordable rental and for sale housing, which are slated to be available in the first quarter of 2020. These funds also are critical to feasible development of mix-use and mix-income residential housing.

For the upcoming 2020 term, several mixed use, mixed-income residential redevelopment projects, the majority of which are located within designated Opportunity Zone areas and Affordable Housing Trust funds will result in revenues for the Agency as these transactions are finalized. See 2020 Project Listing in attachment #2)

CRA continues to aggressively pursue other means of generating revenue during this period of adjustment, including the implementation of a rational, strategic approach to disposing of its surplus property by way of public auction, particularly in non-redevelopment areas of the city. CRA continues to aggressively market public sites and attract developer interest in redevelopment opportunities. CRA continues to aggressively pursue all available Federal, State, and private funding opportunities which can further the redevelopment opportunities in the city and generate revenues for the Agency and ratables for the city.

3. Describe the reasons for utilizing Unrestricted Net Position in the proposed Annual Budget and or Capital Budget, i.e. rate stabilization, debt service reduction, to balance the budget, etc. If the Authority's budget anticipates a use of Unrestricted Net Position, this question must be answered.

N/A

4. Identify any sources of funds transferred to the County/Municipality as a budget subsidy or a shared service payments, pilot payments, or other types of contracts or agreements (Example to provide police services to the Authority etc. and explain the reason for the transfer (i.e.: to balance the County/Municipality budget, etc.).

N/A

5. The proposed budget must not reflect an anticipated deficit from 2020/2020-2021 operations. If there exists an accumulated deficit from prior years' budgets (and funding is included in the proposed budget as a result of a prior deficit) explain the funding plan to eliminate said deficit (N.J.S.A. 40A:5A-12). If the Authority has a net deficit reported in its most recent audit, it must provide a deficit reduction plan in response to this question.

**(Prepare a response to deficits in most recent audit report pertaining to Deficits to Unrestricted Net Position caused by recording Pension and Post-Employment Benefits liabilities as required by GASB 68 and GASB 75) and similar types of deficits in the audit report. How would these deficits be funded?**



The implementation of GASB 68, which required recording of the unfunded pension liability, has resulted in a deficit of Unrestricted Net Position in the most recent audit. The Agency will continue to pay the required annual pension contribution to offset the Pension liability. The Agency will also reduce spending where possible and actively seek new revenue opportunities, specifically in the categories of land sales, redevelopment agreement fees, and project management fees.

The Agency also has an Operating Deficit in the most recent audit caused mostly by the significant decrease in Grant Revenues and Project Admin/Redevelopment Fees. Toward the goal of eliminating these losses, the Agency will continue to decrease spending where possible and has developed strategies to increase Rental Income through short-term land lease Agreements; Land Sales through public auctions of excess undevelopable parcels; Land Sales and Project Management/Administrative Fees through the various development activities to be realized due to the seven designated Opportunity Zones throughout the City of Camden.

6. Attach a schedule of the Authority's existing rate structure (connection fees, parking fees, service charges, etc.) if it has been changed since the prior year budget submission and a schedule of the proposed rate structure for the upcoming fiscal year. Explain any proposed changes in the rate structure and attach the resolution approving the change in the rate structure, if applicable. (If no changes to fees or rates indicate (Answer as "Rates Are Staying the Same")  
N/A

ATTACHMENT #1

Camden Redevelopment Agency

FYEs 2020 vs 2019 Budgets Listing of Variances Over +/-10%

2020

Revenue Description	
1	<b>Rental Income</b>
2	Campbell Soup - Alpha Parking Rent 6,000.00
3	City Invincible Properties - Land Lease 18,000.00
4	<b>Total Rental Income 24,000.00</b>

2019

Revenue Description	
1	<b>Rental Income</b>
2	Campbell Soup - Alpha Parking Rent 6,000.00
3	<b>Total Rental Income 6,000.00</b>

5	<b>Project Admin/Redevelopment Fee</b>
6	Centerville CNI HO Grant - Redevelopment Fee 50,000.00
7	Cooper Grant - Poet's Walk- Red. Fee 10,000.00
8	Cooper Plaza Redev. Hsg. #1 - Redev. Fee 20,000.00
9	Cramer Hill - Bl 814 - Redevelopment Fee 25,000.00
10	Cramer Hill - Redev Fee 25,000.00
11	Former Lanning Sq. West - Redev. Fee 20,000.00
12	North Camden Bailey Street # 1 (Block 17) - Redev Fee 25,000.00
13	Parkside (PBCIP) - HO Redevelopment Fee 10,000.00
14	Planned Parenthood - Redevelopment Fee 10,000.00
15	Reliable Tire Site Redev Fee 25,000.00
16	<b>Total Project Admin/ Redevelopment Fee Income 220,000.00</b>

4	<b>Project Admin/Redevelopment Fee</b>
5	Admiral Wilson Blvd. Redev Fee (Camden Ren) 90,000.00
6	Cooper Grant - Poet's Walk- Red. Fee 10,000.00
7	Coopers Hill Historic Properties Redevelopment Agency 10,000.00
8	Cooper Plaza Redev. Hsg. #1 - Redev. Fee 5,000.00
9	Former Lanning Sq. West - Redev. Fee 10,000.00
10	Lanning Square #2 RFP - Redevelopment Fee 10,000.00
11	Reliable Tire Site Redev Fee 20,000.00
12	<b>Total Project Admin/ Redevelopment Fee Income 155,000.00</b>

Camden Redevelopment Agency

FYEs 2020 Proposed Budget and 2019 Adopted Budget Project Listings

FYE 2020 Proposed Budget Project Listing

	Project Description	Revenue Amount
1	DRPA- Redevelopment Agreement	\$ 363,332.00
2	Cooper Plaza Redev. Hsg. #1 - Land Sale - HO Ph. #1	120,000.00
3	Cooper Plaza Redev. Hsg. #1 - Redev. Fee	20,000.00
4	1800 Davis Street - Land Sale	294,650.00
5	Campbell's Soup -Alpha Parking Rent	6,000.00
6	EPA Grants - Salary Reimb.,(incl. Mgt. for City)	24,000.00
7	City-wide Land Sale	50,000.00
8	Small Redevelopment Project Land Sales	30,000.00
9	Former Lanning Sq. West - Redev. Fee	20,000.00
10	Former Lanning Sq. West - Land Sale	80,000.00
11	Cooper Grant -Poet's Walk- Land Sale	100,000.00
12	Cooper Grant -Poet's Walk- Red. Fee	10,000.00
13	Parking Authority Mortgage Payment Block 150 Lot 3501	126,000.00
14	10th Linden and Kimber Parking Lot Sale	50,000.00
15	North Camden Bailey Street # 1 (Block 17) - Redev Fee	25,000.00
16	North Camden Bailey Street # 1 (Block 17) - Land Sale	121,200.00
17	Reliable Tire Site Redev Fee	25,000.00
18	Reliable Tire Site Land Sale	125,000.00
19	Shared Services Agt. w/City - Affirmative Action	29,162.00
20	Centerville CNI HO Grant - Redevelopment Fee	50,000.00
21	Cramer Hill - Bl 814 - Redevelopment Fee	25,000.00
22	Cramer Hill - Redev Fee	25,000.00
23	Cramer Hill - Land Sale	329,000.00
24	Parkside (PBCIP) - HO Land Sale	90,000.00
25	Parkside (PBCIP) - HO Redevelopment Fee	10,000.00
26	Planned Parenthood - Land Sale	140,000.00
27	Planned Parenthood - Redevelopment Fee	10,000.00
28	City Invincible Properties - Land Lease	18,000.00
Total Revenue		\$ 2,316,344.00

FYE 2019 Adopted Budget Project Listing

	Project Description	Revenue Amount
1	DRPA- Redevelopment Agreement	\$ 363,332.00
2	Cooper Plaza Redev. Hsg. #1 - Land Sale	30,000.00
3	Cooper Plaza Redev. Hsg. #1 - Redev. Fee	5,000.00
4	1800 Davis Street - Land Sale	294,950.00
5	Campbell's Soup -Alpha Parking Rent	6,000.00
6	Federal Street -Former Borden Site-Land Sale	200,000.00
7	EPA Grants - Salary Reimbursement	12,000.00
8	City-wide Land Sale	50,000.00
9	Admiral Wilson Blvd. Redev. Fee (Camden Ren)	90,000.00
10	Former Lanning Sq. West - Land Sale	80,000.00
11	Former Lanning Sq. West - Redev. Fee	10,000.00
12	Cooper Grant -Poet's Walk- Land Sale	340,000.00
13	Cooper Grant -Poet's Walk- Red. Fee/Option	10,000.00
14	Lanning Square #2 RFP -Red. Fee	10,000.00
15	Lanning Square #2 RFP- Existing CRA Land Sale - Benson St.	100,000.00
16	Coopers Hill Historic Properties - Redevelopment Fee	10,000.00
17	Market Fair_URA - Surplus 301 Market	3,000.00
18	Parking Authority Mortgage Payment Block 150 Lot 3501	132,000.00
19	CSMI Education Management Parking Lot - Land Sale	50,000.00
20	Cramer Hill Pilot scattered site HO - Land Sale	30,000.00
21	North Camden Bailey Street # 1 (Block 17)	121,600.00
22	North Camden Bailey Street # 2 (Block 18)	101,600.00
23	Central Waterfront Industrial Dev (Men of Steel)	180,000.00
24	Reliable Tire Site Redev Fee	20,000.00
25	Reliable Tire Site Land Sale	89,100.00
26	Shared Services Agt. w/City - Affirmative Action	37,494.00
Total Revenue		\$ 2,376,076.00

## AUTHORITY CONTACT INFORMATION 2020

Please complete the following information regarding this Authority. All information requested below must be completed.

<b>Name of Authority:</b>	Camden Redevelopment Agency		
<b>Federal ID Number:</b>	222831144		
<b>Address:</b>	520 Market Street, Suite 1300		
<b>City, State, Zip:</b>	Camden	NJ	08101
<b>Phone: (ext.)</b>	856-757-7600	<b>Fax:</b>	856-968-3541

<b>Preparer's Name:</b>	Johanna S Conyer		
<b>Preparer's Address:</b>	520 Market Street, 1300		
<b>City, State, Zip:</b>	Camden	NJ	08101
<b>Phone: (ext.)</b>	856-968-3544	<b>Fax:</b>	856-968-3541
<b>E-mail:</b>	JoConyer@ci.camden.nj.us		

<b>Chief Executive Officer:(1)</b>	Olivette Simpson		
<b>Phone: (ext.)</b>	856-968-3540	<b>Fax:</b>	856-968-3541
<b>E-mail:</b>	OlSimpso@ci.camden.nj.us		

<b>Chief Financial Officer(1)</b>	Johanna S Conyer		
<b>Phone: (ext.)</b>	856-968-3544	<b>Fax:</b>	856-968-3541
<b>E-mail:</b>	JoConyer@ci.camden.nj.us		

<b>Name of Auditor:</b>	Warren A. Broudy, CPA, RMA, CGFM, CGMA, PSA		
<b>Name of Firm:</b>	Mercadien PC		
<b>Address:</b>	3625 Quakerbridge Rd		
<b>City, State, Zip:</b>	Hamilton Township	NJ	08619
<b>Phone: (ext.)</b>	609-689-2326	<b>Fax:</b>	
<b>E-mail:</b>	wbroudy@mercadien.com		

# AUTHORITY INFORMATIONAL QUESTIONNAIRE

## CAMDEN REDEVELOPMENT AGENCY

FISCAL YEAR: FROM: January 1, 2020 TO: December 31, 2020

Answer all questions below completely and attach additional information as required.

- 1) Provide the number of individuals employed in (Use Most Recent W-3 Available 2018 or 2019) as reported on the Authority's Form W-3, Transmittal of Wage and Tax Statements: 10
- 2) Provide the amount of total salaries and wages as reported on the Authority's Form W-3, (Use Most Recent W-3 Available 2018 or 2019) Transmittal of Wage and Tax Statements: 684,415.44
- 3) Provide the number of regular voting members of the governing body: 7 (Even if not all commissioners have been appointed (Total Commissioners are either 5 or 7 (Regional Authorities may have more than 7 members) s per statute for your Authority)
- 4) Provide the number of alternate voting members of the governing body: 0 (Maximum is 2)
- 5) Did any person listed on Page N-4 have a family or business relationship with any other person listed on Page N-4 during the current fiscal year? No If "yes," attach a description of the relationship including the names of the individuals involved and their positions at the Authority.
- 6) Did all individuals that were required to file a Financial Disclosure Statement for the current fiscal year (Most Recent Filing that March 31, 2019 or 2020 deadline has passed 2019 or 2020) because of their relationship with the Authority file the form as required? (Checked to see if individuals actually filed at <http://www.state.nj.us/dca/divisions/dlgs/resources/fds.html> before answering) Yes If "no," provide a list of those individuals who failed to file a Financial Disclosure Statement and an explanation as to the reason for their failure to file.
- 7) Does the Authority have any amounts receivable from current or former commissioners, officers, key employees or highest compensated employees? No If "yes," attach a list of those individuals, their position, the amount receivable, and a description of the amount due to the Authority.
- 8) Was the Authority a party to a business transaction with one of the following parties:
  - a. A current or former commissioner, officer, key employee, or highest compensated employee? No
  - b. A family member of a current or former commissioner, officer, key employee, or highest compensated employee? No
  - c. An entity of which a current or former commissioner, officer, key employee, or highest compensated employee (or family member thereof) was an officer or direct or indirect owner? NoIf the answer to any of the above is "yes," attach a description of the transaction including the name of the commissioner, officer, key employee, or highest compensated employee (or family member thereof) of the Authority; the name of the entity and relationship to the individual or family member; the amount paid; and whether the transaction was subject to a competitive bid process.
- 9) Did the Authority during the most recent fiscal year pay premiums, directly or indirectly, on a personal benefit contract? A personal benefit contract is generally any life insurance, annuity, or endowment contract that benefits, directly or indirectly, the transferor, a member of the transferor's family, or any other person designated by the transferor. No If "yes," attach a description of the arrangement, the premiums paid, and indicate the beneficiary of the contract.
- 10) Explain the Authority's process for determining compensation for all persons listed on Page N-4. Include whether the Authority's process includes any of the following: 1) review and approval by the commissioners or a committee thereof; 2) study or survey of compensation data for comparable positions in similarly sized entities; 3) annual or periodic performance evaluation; 4) independent compensation consultant; and/or 5) written employment contract. *See Attached.*

- 11) Did the Authority pay for meals or catering during the current fiscal year? **No** *If "yes," attach a detailed list of all meals and/or catering invoices for the current fiscal year and provide an explanation for each expenditure listed.*
- 12) Did the Authority pay for travel expenses for any employee or individual listed on Page N-4? **No** *If "yes," attach a detailed list of all travel expenses for the current fiscal year and provide an explanation for each expenditure listed.*
- 13) Did the Authority provide any of the following to or for a person listed on Page N-4 or any other employee of the Authority?
- a. First class or charter travel **No**
  - b. Travel for companions **No**
  - c. Tax indemnification and gross-up payments **No**
  - d. Discretionary spending account **No**
  - e. Housing allowance or residence for personal use **No**
  - f. Payments for business use of personal residence **No**
  - g. Vehicle/auto allowance or vehicle for personal use **No**
  - h. Health or social club dues or initiation fees **No**
  - i. Personal services (i.e.: maid, chauffeur, chef) **No**
- If the answer to any of the above is "yes," attach a description of the transaction including the name and position of the individual and the amount expended.*
- 14) Did the Authority follow a written policy regarding payment or reimbursement for expenses incurred by employees and/or commissioners during the course of Authority business and does that policy require substantiation of expenses through receipts or invoices prior to reimbursement? **No** *If "no," attach an explanation of the Authority's process for reimbursing employees and commissioners for expenses. (If your authority does not allow for reimbursements indicate that in answer)*
- 15) Did the Authority make any payments to current or former commissioners or employees for severance or termination? **No** *If "yes," attach explanation including amount paid.*
- 16) Did the Authority make any payments to current or former commissioners or employees that were contingent upon the performance of the Authority or that were considered discretionary bonuses? **No** *If "yes," attach explanation including amount paid.*
- 17) Did the Authority comply with its Continuing Disclosure Agreements for all debt issuances outstanding by submitting its audited annual financial statements, annual operating data, and notice of material events to the Municipal Securities Rulemaking Board's Electronic Municipal Marketplace Access (EMMA) as required? **N/A** *If "no," attach a description of the Authority's plan to ensure compliance with its Continuing Disclosure Agreements in the future. (If no bonded Debt answer is Not Applicable). (New Jersey Infrastructure Trust Loans are not bonded debt of an Authority)*
- 18) Did the Authority receive any notices from the Department of Environmental Protection or any other entity regarding maintenance or repairs required to the Authority's systems to bring them into compliance with current regulations and standards that it has not yet taken action to remediate? **No** *If "yes," attach explanation as to why the Authority has not yet undertaken the required maintenance or repairs and describe the Authority's plan to address the conditions identified.*
- 19) Did the Authority receive any notices of fines or assessments from the Department of Environmental Protection or any other entity due to noncompliance with current regulations (i.e.: sewer overflow, etc.)? **No** *If "yes," attach a description of the event or condition that resulted in the fine or assessment and indicate the amount of the fine or assessment.*

**AUTHORITY INFORMATIONAL QUESTIONNAIRE  
(CONTINUED)  
CAMDEN REDEVELOPMENT AGENCY**

**FISCAL YEAR:**           **FROM:** January 1, 2020           **TO:** December 31, 2020

**10. Compensation Narrative:**

The Authority employs several processes for determining compensation for all personnel listed on page N-4. They include the following:

- Review and approval by the commissioners
- Study or survey of compensation data for comparable positions in the City of Camden municipality.
- Annual performance evaluations; and
- Written employee contracts where applicable.
- Collective Bargaining Agreements.

**AUTHORITY SCHEDULE OF COMMISSIONERS, OFFICERS, KEY EMPLOYEES,  
HIGHEST COMPENSATED EMPLOYEES AND INDEPENDENT CONTRACTORS  
CAMDEN REDEVELOPMENT AGENCY**

**FISCAL YEAR: FROM: January 1, 2020 TO: December 31, 2020**

*Complete the attached table for all persons required to be listed per #1-4 below.*

- 1) List all of the Authority's current commissioners and officers and amount of compensation from the Authority and any other public entities as defined below. Enter zero if no compensation was paid.
- 2) List all of the Authority's key employees and highest compensated employees other than a commissioner or officer as defined below and amount of compensation from the Authority and any other public entities.
- 3) List all of the Authority's former officers, key employees and highest compensated employees who received more than \$100,000 in reportable compensation from the Authority and any other public entities during the most recent fiscal year completed.
- 4) List all of the Authority's former commissioners who received more than \$10,000 in reportable compensation from the Authority and any other public entities during the most recent fiscal year completed.

**Commissioner:** A member of the governing body of the authority with voting rights. Include alternates for purposes of this schedule.

**Officer:** A person elected or appointed to manage the authority's daily operations at any time during the year, such as the chairperson, vice-chairperson, secretary, or treasurer. For the purposes of this schedule, treat the authority's top management official and top financial official as officers. A member of the governing body may be both a commissioner and an officer for the purposes of this schedule.

**Key employee:** An employee or independent contractor of the authority (other than a commissioner or officer) who meets both of the following criteria:

- a) The individual received reportable compensation from the authority and other public entities in excess of \$150,000 for the most recent fiscal year completed; and
- b) The individual has responsibilities or influence over the authority as a whole or has power to control or determine 10% or more of the authority's capital expenditures or operating budget.

**Highest compensated employee:** One of the five highest compensated employees or independent contractors of the authority other than current commissioners, officers, or key employees whose aggregate reportable compensation from the authority and other public entities is greater than \$100,000 for the most recent fiscal year completed.

**Compensation:** All forms of cash and non-cash payments or benefits provided in exchange for services, including salaries and wages, bonuses, severance payments, deferred payments, retirement benefits, fringe benefits, and other financial arrangements or transactions such as personal vehicles, meals, housing, personal and family education benefits, below-market loans, payment of personal or family travel, entertainment, and personal use of the Authority's property. Compensation includes payments and other benefits provided to both employees and independent contractors in exchange for services.

**Reportable compensation:** (Use the Most Recent W-2 available 2018 or 2019. The aggregate compensation that is reported (or is required to be reported) on Form W-2, box 1 or 5, whichever amount is greater, and/or Form 1099-MISC, box 7, for the most recent calendar year ended 60 days before the start of the proposed budget year. For example, for fiscal years ending December 31, 2020, the most recent W-2 and 1099 should be used 2019 or 2018 (60 days prior to start of budget year is November 1, 2019, with 2018 being the most recent calendar year ended), and for fiscal years ending June 30, 2020, the calendar year 2019 W-2 and 1099 should be used (60 days prior to start of budget year is May 1, 2019, with 2019 being the most recent calendar year ended).

**Other Public Entity:** Any municipality, county, local authority, fire district, or other government unit, regardless of whether it is related in any way to the Authority either by function or by physical location.



Authority Schedule of Commissioners, Officers, Key Employees, Highest Compensated Employees and Independent Contractors (Continued)

For the Period January 1, 2020 to December 31, 2020  
 Camden Redevelopment Agency  
 Position (Can Check more than 1 column for each person) Reportable Compensation from Authority (W-2/1099)

Name	Title	Average Hours per Week Dedicated to Position	Commissioner	Officer	Key Employee	Highest Compensated Employee	Former	Base Salary/ Stipend	Bonus	Other (auto allowance, expense account, payment in lieu of health benefits, etc.)	Estimated amount of other compensation from the Authority (health benefits, pension, etc.)	Total Compensation from Authority	Names of Other Public Entities where Individual is an Employee or Member of the Governing Body (1) See note below	Positions held at Other Public Entities Listed in Column O	Average Hours per Week Dedicated to Other Public Entities Listed in Column O	Reportable Compensation from Other Public Entities (W-2/1099)	Estimated amount of other compensation from other Public Entities (health benefits, pension, payment in lieu of health benefits, etc.)	Total Compensation All Public Entities
1 Conyer, Johanna S.	Director of Finance	35	X					\$ 99,907	\$ -	\$ -	\$ 37,443	\$ 137,350	None	None	None	\$ -	\$ -	\$ 137,350
2 Harvason, James T	Interim Executive Director	35	X	X	X			97,836	0	0	96,667	134,503	None	None	None	0	0	134,503
3 Simpson, Olivette	Commissioner - Chal	1.5	X	X	X			133,000	0	0	49,846	182,846	None	None	None	0	0	182,846
4 Torres, Marilyn	Commissioner - Vice	1.5	X	X	X			0	0	0	0	0	City of Camden	Council Woman	5	21,224	21,224	
5 Davis, Sheila	Commissioner - Vice	1.5	X	X	X			0	0	0	0	0	Camden County	Property Clerk	35	56,352	56,352	
6 Davis, Sheila	Commissioner - Vice	1.5	X	X	X			0	0	0	0	0	City of Camden	Council Woman	5	21,224	21,224	
7 Sharma, Maria	Commissioner - Tres	1.5	X	X	X			0	0	0	0	0	None	None	0	0	0	
8 Leonard, Ian K	Commissioner	1.5	X					0	0	0	0	0	None	None	0	0	0	
9 Ramos, Jose Javier	Commissioner	1.5	X					0	0	0	0	0	CamdenCo Board of Ed	Family & Operation Coordinator	35	53,625	53,625	
10 Bowman, Vance B	Commissioner	1.5	X					0	0	0	0	0	None	None	0	0	0	
11								0	0	0	0	0	None	None	0	0	0	0
12								0	0	0	0	0	None	None	0	0	0	0
13								0	0	0	0	0	None	None	0	0	0	0
14								0	0	0	0	0	None	None	0	0	0	0
15								0	0	0	0	0	None	None	0	0	0	0
<b>Total:</b>								\$ 390,743	\$ -	\$ -	\$ 123,956	\$ 454,698			\$ 152,425	\$ -	\$ 607,123	

(1) Insert "None" in this column for each individual that does not hold a position with another Public Entity

# Schedule of Health Benefits - Detailed Cost Analysis

Camden Redevelopment Agency

For the Period January 1, 2020 to December 31, 2020

If Not Applicable X this box Below

	# of Covered Members (Medical & Rx)		Annual Cost Estimate per Employee Proposed Budget		Total Cost Estimate Proposed Budget	# of Covered Members (Medical & Rx)		Annual Cost per Employee Current Year		Total Prior year Year Cost	\$ Increase (Decrease)	% Increase (Decrease)
	Proposed Budget	Employee Proposed Budget	Proposed Budget	Employee Proposed Budget		Current Year	Current Year	Current Year	Current Year			
<b>Active Employees - Health Benefits - Annual Cost</b>												
Single Coverage	5	\$ 11,868	\$ 59,338	4	\$ 12,410	\$ 49,640	\$ 9,697	19.5%				
Parent & Child	1	20,987	20,987	1	21,958	21,958	(971)	-4.4%				
Employee & Spouse (or Partner)	2	31,137	62,274	2	24,496	48,992	13,282	27.1%				
Family	3	34,044	102,132	2	34,044	68,088	34,044	50.0%				
Employee Cost Sharing Contribution (enter as negative - )			(42,624)			(40,902)	(1,722)	4.2%				
Subtotal	11		202,106	9		147,776	54,330	36.8%				
<b>Commissioners - Health Benefits - Annual Cost</b>												
Single Coverage								#DIV/0!				
Parent & Child								#DIV/0!				
Employee & Spouse (or Partner)								#DIV/0!				
Family								#DIV/0!				
Employee Cost Sharing Contribution (enter as negative - )								#DIV/0!				
Subtotal	0			0				#DIV/0!				
<b>Retirees - Health Benefits - Annual Cost</b>												
Single Coverage								#DIV/0!				
Parent & Child								#DIV/0!				
Employee & Spouse (or Partner)								#DIV/0!				
Family								#DIV/0!				
Employee Cost Sharing Contribution (enter as negative - )								#DIV/0!				
Subtotal	0			0				#DIV/0!				
<b>GRAND TOTAL</b>	<b>11</b>		<b>\$ 202,106</b>	<b>9</b>		<b>\$ 147,776</b>	<b>\$ 54,330</b>	<b>36.8%</b>				

Is medical coverage provided by the SHBP (Yes or No)? (Place Answer in Box)  Yes  No  
 Is prescription drug coverage provided by the SHBP (Yes or No)? (Place Answer in Box)  Yes  No

**Note: Remember to Enter an amount in rows for Employee Cost Sharing**





# **2020 AUTHORITY BUDGET**

## **Financial Schedules Section**

# SUMMARY

Camden Redevelopment Agency  
 For the Period January 1, 2020 to December 31, 2020

	<i>FY 2020 Proposed Budget</i>				<i>FY 2019 Adopted Budget</i>		\$ Increase (Decrease) Proposed vs. Adopted	% Increase (Decrease) Proposed vs. Adopted
	Operation #1	Operation #2	N/A	N/A	Total All Operations	Total All Operations		
<b>REVENUES</b>								
Total Operating Revenues	\$ 2,316,344	\$ -	\$ -	\$ -	\$ 2,316,344	\$ 2,376,076	\$ (59,732)	-2.5%
Total Non-Operating Revenues	-	-	-	-	-	-	-	#DIV/0!
Total Anticipated Revenues	2,316,344	-	-	-	2,316,344	2,376,076	(59,732)	-2.5%
<b>APPROPRIATIONS</b>								
Total Administration	1,789,721	-	-	-	1,789,721	1,765,660	24,061	1.4%
Total Cost of Providing Services	-	-	-	-	-	-	-	#DIV/0!
Total Principal Payments on Debt Service in Lieu of Depreciation	-	-	-	-	-	-	-	#DIV/0!
Total Operating Appropriations	1,789,721	-	-	-	1,789,721	1,765,660	24,061	1.4%
Total Interest Payments on Debt	-	-	-	-	-	-	-	#DIV/0!
Total Other Non-Operating Appropriations	526,623	-	-	-	526,623	610,416	(83,793)	-13.7%
Total Non-Operating Appropriations	526,623	-	-	-	526,623	610,416	(83,793)	-13.7%
Accumulated Deficit	-	-	-	-	-	-	-	#DIV/0!
Total Appropriations and Accumulated Deficit	2,316,344	-	-	-	2,316,344	2,376,076	(59,732)	-2.5%
Less: Total Unrestricted Net Position Utilized	-	-	-	-	-	-	-	#DIV/0!
Net Total Appropriations	2,316,344	-	-	-	2,316,344	2,376,076	(59,732)	-2.5%
<b>ANTICIPATED SURPLUS (DEFICIT)</b>	\$ (0)	\$ -	\$ -	\$ -	\$ (0)	\$ (0)	\$ 0	-99.4%

# Revenue Schedule

Camden Redevelopment Agency

For the Period January 1, 2020 to December 31, 2020

	<b>FY 2020 Proposed Budget</b>						<b>FY 2019 Adopted Budget</b>	<b>\$ Increase (Decrease) Proposed vs. Adopted</b>	<b>% Increase (Decrease) Proposed vs. Adopted</b>	
	Operation #1	Operation #2	N/A	N/A	N/A	N/A	Total All Operations	Total All Operations	All Operations	
							Total All Operations	All Operations	All Operations	
<b>OPERATING REVENUES</b>										
<i>Service Charges</i>										
Residential							\$ -	\$ -	\$ -	#DIV/0!
Business/Commercial							-	-	-	#DIV/0!
Industrial							-	-	-	#DIV/0!
Intergovernmental							-	-	-	#DIV/0!
Other							-	-	-	#DIV/0!
Total Service Charges	-	-	-	-	-	-	-	-	-	#DIV/0!
<i>Connection Fees</i>										
Residential							-	-	-	#DIV/0!
Business/Commercial							-	-	-	#DIV/0!
Industrial							-	-	-	#DIV/0!
Intergovernmental							-	-	-	#DIV/0!
Other							-	-	-	#DIV/0!
Total Connection Fees	-	-	-	-	-	-	-	-	-	#DIV/0!
<i>Parking Fees</i>										
Meters							-	-	-	#DIV/0!
Permits							-	-	-	#DIV/0!
Fines/Penalties							-	-	-	#DIV/0!
Other							-	-	-	#DIV/0!
Total Parking Fees	-	-	-	-	-	-	-	-	-	#DIV/0!
<i>Other Operating Revenues (List)</i>										
Rental Income	24,000						24,000	6,000	18,000	300.0%
Redevelopment Agreement	363,332						363,332	363,332	-	0.0%
Project Admin/Redevelopment Fee	220,000						220,000	155,000	65,000	41.9%
Land Sales	1,655,850						1,655,850	1,799,250	(143,400)	-8.0%
Other Receivables	53,162						53,162	52,494	668	1.3%
Type In (Grant, Other Rev)							-	-	-	#DIV/0!
Type In (Grant, Other Rev)							-	-	-	#DIV/0!
Type In (Grant, Other Rev)							-	-	-	#DIV/0!
Type In (Grant, Other Rev)							-	-	-	#DIV/0!
Type In (Grant, Other Rev)							-	-	-	#DIV/0!
Type In (Grant, Other Rev)							-	-	-	#DIV/0!
Total Other Revenue	2,316,344	-	-	-	-	-	2,316,344	2,376,076	(59,732)	-2.5%
Total Operating Revenues	2,316,344	-	-	-	-	-	2,316,344	2,376,076	(59,732)	-2.5%
<b>NON-OPERATING REVENUES</b>										
<i>Other Non-Operating Revenues (List)</i>										
Type In							-	-	-	#DIV/0!
Type In							-	-	-	#DIV/0!
Type In							-	-	-	#DIV/0!
Type In							-	-	-	#DIV/0!
Type In							-	-	-	#DIV/0!
Type In							-	-	-	#DIV/0!
Total Other Non-Operating Revenue	-	-	-	-	-	-	-	-	-	#DIV/0!
<i>Interest on Investments &amp; Deposits (List)</i>										
Interest Earned							-	-	-	#DIV/0!
Penalties							-	-	-	#DIV/0!
Other							-	-	-	#DIV/0!
Total Interest	-	-	-	-	-	-	-	-	-	#DIV/0!
Total Non-Operating Revenues	-	-	-	-	-	-	-	-	-	#DIV/0!
<b>TOTAL ANTICIPATED REVENUES</b>	<b>\$2,316,344</b>	<b>\$ -</b>	<b>\$ -</b>	<b>\$ -</b>	<b>\$ -</b>	<b>\$ -</b>	<b>\$2,316,344</b>	<b>\$ 2,376,076</b>	<b>\$ (59,732)</b>	<b>-2.5%</b>

# Prior Year Adopted Revenue Schedule

## Camden Redevelopment Agency

### FY 2019 Adopted Budget

	Operation #1	Operation #2	N/A	N/A	N/A	N/A	Total All Operations	
<b>OPERATING REVENUES</b>								
<i>Service Charges</i>								
Residential							\$	-
Business/Commercial							-	
Industrial							-	
Intergovernmental							-	
Other							-	
Total Service Charges	-	-	-	-	-	-	-	
<i>Connection Fees</i>								
Residential							-	
Business/Commercial							-	
Industrial							-	
Intergovernmental							-	
Other							-	
Total Connection Fees	-	-	-	-	-	-	-	
<i>Parking Fees</i>								
Meters							-	
Permits							-	
Fines/Penalties							-	
Other							-	
Total Parking Fees	-	-	-	-	-	-	-	
<i>Other Operating Revenues (List)</i>								
Rental Income	6,000						6,000	
Redevelopment Agreement	363,332						363,332	
Project Admin/Redevelopment Fee	155,000						155,000	
Land Sales	1,799,250						1,799,250	
Other Receivables	52,494						52,494	
Type in (Grant, Other Rev)							-	
Type in (Grant, Other Rev)							-	
Type in (Grant, Other Rev)							-	
Type in (Grant, Other Rev)							-	
Type in (Grant, Other Rev)							-	
Type in (Grant, Other Rev)							-	
Total Other Revenue	2,376,076	-	-	-	-	-	2,376,076	
Total Operating Revenues	2,376,076	-	-	-	-	-	2,376,076	
<b>NON-OPERATING REVENUES</b>								
<i>Other Non-Operating Revenues (List)</i>								
Type in							-	
Type in							-	
Type in							-	
Type in							-	
Type in							-	
Type in							-	
Other Non-Operating Revenues	-	-	-	-	-	-	-	
<i>Interest on Investments &amp; Deposits</i>								
Interest Earned							-	
Penalties							-	
Other							-	
Total Interest	-	-	-	-	-	-	-	
Total Non-Operating Revenues	-	-	-	-	-	-	-	
<b>TOTAL ANTICIPATED REVENUES</b>	<b>\$2,376,076</b>	<b>\$</b>	<b>-</b>	<b>\$</b>	<b>-</b>	<b>\$</b>	<b>-</b>	<b>\$2,376,076</b>



# Appropriations Schedule

Camden Redevelopment Agency  
For the Period January 1, 2020 to December 31, 2020

	<b>FY 2020 Proposed Budget</b>						<b>FY 2019 Adopted Budget</b>	<b>\$ Increase (Decrease) Proposed vs. Adopted</b>	<b>% Increase (Decrease) Proposed vs. Adopted</b>	
	Operation #1	Operation #2	N/A	N/A	N/A	N/A	Total All Operations	Total All Operations	All Operations	
<b>OPERATING APPROPRIATIONS</b>										
<i>Administration - Personnel</i>										
Salary & Wages	\$ 916,501						\$ 916,501	\$ 906,312	\$ 10,189	1.1%
Fringe Benefits	338,580					338,580	334,708	3,872	1.2%	
<b>Total Administration - Personnel</b>	<b>1,255,081</b>	-	-	-	-	-	<b>1,241,020</b>	<b>14,061</b>	<b>1.1%</b>	
<i>Administration - Other (List)</i>										
Admin Expense	315,640					315,640	305,640	10,000	3.3%	
Professional Service Expense	219,000					219,000	219,000	-	0.0%	
Type in Description						-	-	-	#DIV/0!	
Type in Description						-	-	-	#DIV/0!	
Miscellaneous Administration*						-	-	-	#DIV/0!	
<b>Total Administration - Other</b>	<b>534,640</b>	-	-	-	-	-	<b>524,640</b>	<b>10,000</b>	<b>1.9%</b>	
<b>Total Administration</b>	<b>1,789,721</b>	-	-	-	-	-	<b>1,765,660</b>	<b>24,061</b>	<b>1.4%</b>	
<i>Cost of Providing Services - Personnel</i>										
Salary & Wages						-	-	-	#DIV/0!	
Fringe Benefits						-	-	-	#DIV/0!	
<b>Total COPS - Personnel</b>	-	-	-	-	-	-	-	-	#DIV/0!	
<i>Cost of Providing Services - Other (List)</i>										
Type in Description						-	-	-	#DIV/0!	
Type in Description						-	-	-	#DIV/0!	
Type in Description						-	-	-	#DIV/0!	
Type in Description						-	-	-	#DIV/0!	
Miscellaneous COPS*						-	-	-	#DIV/0!	
<b>Total COPS - Other</b>	-	-	-	-	-	-	-	-	#DIV/0!	
<b>Total Cost of Providing Services</b>	-	-	-	-	-	-	-	-	#DIV/0!	
<b>Total Principal Payments on Debt Service in Lieu of Depreciation</b>	-	-	-	-	-	-	-	-	#DIV/0!	
<b>Total Operating Appropriations</b>	<b>1,789,721</b>	-	-	-	-	-	<b>1,765,660</b>	<b>24,061</b>	<b>1.4%</b>	
<b>NON-OPERATING APPROPRIATIONS</b>										
Total Interest Payments on Debt	-	-	-	-	-	-	-	-	#DIV/0!	
Operations & Maintenance Reserve	526,623					526,623	610,416	(83,793)	-13.7%	
Renewal & Replacement Reserve						-	-	-	#DIV/0!	
Municipality/County Appropriation						-	-	-	#DIV/0!	
Other Reserves						-	-	-	#DIV/0!	
<b>Total Non-Operating Appropriations</b>	<b>526,623</b>	-	-	-	-	-	<b>610,416</b>	<b>(83,793)</b>	<b>-13.7%</b>	
<b>TOTAL APPROPRIATIONS</b>	<b>2,316,344</b>	-	-	-	-	-	<b>2,376,076</b>	<b>(59,732)</b>	<b>-2.5%</b>	
<b>ACCUMULATED DEFICIT</b>	-	-	-	-	-	-	-	-	#DIV/0!	
<b>TOTAL APPROPRIATIONS &amp; ACCUMULATED DEFICIT</b>	<b>2,316,344</b>	-	-	-	-	-	<b>2,376,076</b>	<b>(59,732)</b>	<b>-2.5%</b>	
<b>UNRESTRICTED NET POSITION UTILIZED</b>										
Municipality/County Appropriation	-	-	-	-	-	-	-	-	#DIV/0!	
Other						-	-	-	#DIV/0!	
<b>Total Unrestricted Net Position Utilized</b>	-	-	-	-	-	-	-	-	#DIV/0!	
<b>TOTAL NET APPROPRIATIONS</b>	<b>\$2,316,344</b>	<b>\$ -</b>	<b>\$ -</b>	<b>\$ -</b>	<b>\$ -</b>	<b>\$ -</b>	<b>\$2,316,344</b>	<b>\$ (59,732)</b>	<b>-2.5%</b>	

\* Miscellaneous line items may not exceed 5% of total operating appropriations shown below. If amount in miscellaneous is greater than the amount shown below, then the line item must be itemized above.

5% of Total Operating Appropriations \$89,486.05 \$ - \$ - \$ - \$ - \$ - \$ - \$89,486.05

# Prior Year Adopted Appropriations Schedule

## Camden Redevelopment Agency

### FY 2019 Adopted Budget

	Operation #1	Operation #2	N/A	N/A	N/A	N/A	Total All Operations
<b>OPERATING APPROPRIATIONS</b>							
<i>Administration - Personnel</i>							
Salary & Wages	\$ 906,312						\$ 906,312
Fringe Benefits	334,708						334,708
Total Administration - Personnel	1,241,020	-	-	-	-	-	1,241,020
<i>Administration - Other (List)</i>							
Admin Expense	305,640						305,640
Professional Service Expense	219,000						219,000
Type In Description							-
Type In Description							-
Miscellaneous Administration*							-
Total Administration - Other	524,640	-	-	-	-	-	524,640
Total Administration	1,765,660	-	-	-	-	-	1,765,660
<i>Cost of Providing Services - Personnel</i>							
Salary & Wages							-
Fringe Benefits							-
Total COPS - Personnel	-	-	-	-	-	-	-
<i>Cost of Providing Services - Other (List)</i>							
Type In Description							-
Type In Description							-
Type In Description							-
Type In Description							-
Miscellaneous COPS*							-
Total COPS - Other	-	-	-	-	-	-	-
Total Cost of Providing Services	-	-	-	-	-	-	-
Total Principal Payments on Debt Service in Lieu of Depreciation	-	-	-	-	-	-	-
Total Operating Appropriations	1,765,660	-	-	-	-	-	1,765,660
<b>NON-OPERATING APPROPRIATIONS</b>							
Total Interest Payments on Debt	-	-	-	-	-	-	-
Operations & Maintenance Reserve	610,416						610,416
Renewal & Replacement Reserve							-
Municipality/County Appropriation							-
Other Reserves							-
Total Non-Operating Appropriations	610,416	-	-	-	-	-	610,416
<b>TOTAL APPROPRIATIONS</b>	<b>2,376,076</b>	<b>-</b>	<b>-</b>	<b>-</b>	<b>-</b>	<b>-</b>	<b>2,376,076</b>
<b>ACCUMULATED DEFICIT</b>							-
<b>TOTAL APPROPRIATIONS &amp; ACCUMULATED DEFICIT</b>	<b>2,376,076</b>	<b>-</b>	<b>-</b>	<b>-</b>	<b>-</b>	<b>-</b>	<b>2,376,076</b>
<b>UNRESTRICTED NET POSITION UTILIZED</b>							
Municipality/County Appropriation	-	-	-	-	-	-	-
Other							-
Total Unrestricted Net Position Utilized	-	-	-	-	-	-	-
<b>TOTAL NET APPROPRIATIONS</b>	<b>\$ 2,376,076</b>	<b>\$ -</b>	<b>\$ -</b>	<b>\$ -</b>	<b>\$ -</b>	<b>\$ -</b>	<b>\$ 2,376,076</b>

\* Miscellaneous line items may not exceed 5% of total operating appropriations shown below. If amount in miscellaneous is greater than the amount shown below, then the line item must be itemized above.

5% of Total Operating Appropriations	\$ 88,283.02	\$ -	\$ -	\$ -	\$ -	\$ -	\$ 88,283.02
--------------------------------------	--------------	------	------	------	------	------	--------------

# Debt Service Schedule - Principal

Camden Redevelopment Agency

If Authority has no debt X this box

X

	Fiscal Year Ending in						Total Principal Outstanding
	Proposed Budget Year 2020	2021	2022	2023	2024	2025	
<b>Operation #1</b>							
Type in Issue Name							
Type in Issue Name							
Type in Issue Name							
Type in Issue Name							
Total Principal	-						\$ -
<b>Operation #2</b>							
Type in Issue Name							
Type in Issue Name							
Type in Issue Name							
Type in Issue Name							
Total Principal	-						
N/A							
Type in Issue Name							
Type in Issue Name							
Type in Issue Name							
Type in Issue Name							
Total Principal	-						
N/A							
Type in Issue Name							
Type in Issue Name							
Type in Issue Name							
Type in Issue Name							
Total Principal	-						
N/A							
Type in Issue Name							
Type in Issue Name							
Type in Issue Name							
Type in Issue Name							
Total Principal	-						
N/A							
Type in Issue Name							
Type in Issue Name							
Type in Issue Name							
Type in Issue Name							
Total Principal	-						
<b>TOTAL PRINCIPAL ALL OPERATIONS</b>	\$ -						\$ -

Indicate the Authority's most recent bond rating and the year of the rating by ratings service.

	<b>Fitch</b>	<b>Standard &amp; Poors</b>	
Bond Rating			
Year of Last Rating			

# Debt Service Schedule - Interest

Camden Redevelopment Agency

If Authority has no debt X this box

X
---

	Fiscal Year Ending in						Total Interest Payments Outstanding
	Proposed Budget Year 2020	2021	2022	2023	2024	2025	
<b>Operation #1</b>							
Type in Issue Name							
Type in Issue Name							
Type in Issue Name							
Type in Issue Name							
Total Interest Payments	-	-	-	-	-	-	\$ -
<b>Operation #2</b>							
Type in Issue Name							
Type in Issue Name							
Type in Issue Name							
Type in Issue Name							
Total Interest Payments	-	-	-	-	-	-	-
N/A							
Type in Issue Name							
Type in Issue Name							
Type in Issue Name							
Type in Issue Name							
Total Interest Payments	-	-	-	-	-	-	-
N/A							
Type in Issue Name							
Type in Issue Name							
Type in Issue Name							
Type in Issue Name							
Total Interest Payments	-	-	-	-	-	-	-
N/A							
Type in Issue Name							
Type in Issue Name							
Type in Issue Name							
Type in Issue Name							
Total Interest Payments	-	-	-	-	-	-	-
N/A							
Type in Issue Name							
Type in Issue Name							
Type in Issue Name							
Type in Issue Name							
Total Interest Payments	-	-	-	-	-	-	-
<b>TOTAL INTEREST ALL OPERATIONS</b>	<b>\$ -</b>	<b>\$ -</b>	<b>\$ -</b>	<b>\$ -</b>	<b>\$ -</b>	<b>\$ -</b>	<b>\$ -</b>

# Net Position Reconciliation

Camden Redevelopment Agency  
 For the Period January 1, 2020 to December 31, 2020

## FY 2020 Proposed Budget

	Operation #1	Operation #2	N/A	N/A	N/A	N/A	Total All Operations
<b>TOTAL NET POSITION BEGINNING OF LATEST AUDIT REPORT YEAR(1)</b>	\$ 8,020,017						\$ 8,020,017
Less: Invested in Capital Assets, Net of Related Debt (1)	10,263,026						10,263,026
Less: Restricted for Debt Service Reserve (1)							
Less: Other Restricted Net Position (1)							
<b>Total Unrestricted Net Position (1)</b>							
Less: Designated for Non-Operating Improvements & Repairs							
Less: Designated for Rate Stabilization							
Less: Other Designated by Resolution							
Plus: Accrued Unfunded Pension Liability (1)							
Plus: Accrued Unfunded Other Post-Employment Benefit Liability (1)							
Plus: Estimated Income (Loss) on Current Year Operations (2)							
Plus: Other Adjustments (attach schedule)							
		(2,243,009)					(2,243,009)
<b>UNRESTRICTED NET POSITION AVAILABLE FOR USE IN PROPOSED BUDGET</b>	(2,243,009)						(2,243,009)
Unrestricted Net Position Utilized to Balance Proposed Budget							
Unrestricted Net Position Utilized in Proposed Capital Budget							
Appropriation to Municipality/County (3)							
<b>Total Unrestricted Net Position Utilized in Proposed Budget</b>							
<b>PROJECTED UNRESTRICTED UNDESIGNATED NET POSITION AT END OF YEAR</b>							
<b>Last issued Audit Report (4)</b>	\$ (2,243,009)	\$ -	\$ -	\$ -	\$ -	\$ -	\$ (2,243,009)

(1) Total of all operations for this line item must agree to audited financial statements.  
 (2) Include budgeted and unbudgeted use of unrestricted net position in the current year's operations.  
 (3) Amount may not exceed 5% of total operating appropriations. See calculation below.  
     Maximum Allowable Appropriation to Municipality/County \$ 89,486 \$ - \$ - \$ - \$ - \$ - \$ 89,486  
 (4) If Authority is projecting a deficit for any operation at the end of the budget period, the Authority must attach a statement explaining its plan to reduce the deficit, including the timeline for elimination of the deficit, if not already detailed in the budget narrative section.

2020  
CAMDEN  
REDEVELOPMENT  
AGENCY

AUTHORITY  
CAPITAL  
BUDGET/  
PROGRAM

# 2020 CERTIFICATION OF AUTHORITY CAPITAL BUDGET/PROGRAM


## CAMDEN REDEVELOPMENT AGENCY

FISCAL YEAR: FROM: January 1, 2020 TO: December 31, 2020

It is hereby certified that the Authority Capital Budget/Program annexed hereto is a true copy of the Capital Budget/Program approved, pursuant to N.J.A.C. 5:31-2.2, along with the Annual Budget, by the governing body of the \_\_\_\_\_ Authority, on the \_\_\_\_\_ day of \_\_\_\_\_, \_\_\_\_\_.

**OR**

It is hereby certified that the governing body of the Camden Redevelopment Agency have elected **NOT** to adopt a Capital Budget /Program for the aforesaid fiscal year, pursuant to N.J.A.C. 5:31-2.2 for the following reason(s): **The Agency does not perform capital projects.**

Officer's Signature:			
Name:	Sulena Robinson Rivera		
Title:	Board Secretary		
Address:	520 Market Street, Suite 1300 Camden, NJ 08101		
Phone Number:	856-757-7600	Fax Number:	856-968-3541
E-mail address	<a href="mailto:SuRobins@ci.camden.nj.us">SuRobins@ci.camden.nj.us</a>		

# 2020 CAPITAL BUDGET/PROGRAM MESSAGE

## CAMDEN REDEVELOPMENT AGENCY

FISCAL YEAR: FROM: January 1, 2020 TO: December 31, 2020

1. Has each municipality or county affected by the actions of the authority participated in the development of the capital plan and reviewed or approved the plans or projects included within the Capital Budget/Program (This may include the governing body or certain officials such as planning boards, Construction Code Officials) as to these Projects?

N/A

2. Has each capital project/project financing been developed from a specific capital improvement plan or report; does it include full lifecycle costs; and is it consistent with appropriate elements of Master Plans or other plans in the jurisdiction(s) served by the authority?

N/A

3. Has a long-term (5 years or more) infrastructure needs and other capital items (Vehicles, Equipment) needs assessment been prepared?

N/A

4. If amounts are on Page CB-3 in the column Debt Authorizations. Indicate the primary source of funding the debt service for the Debt Authorizations (Example Rate Increases Funding or Other sources)

N/A

5. Please indicate which capital projects/project financings are being undertaken in the Metropolitan or Suburban Planning Areas as defined in the State Development and Redevelopment Plan.

N/A

6. Please indicate which capital projects/project financings are being undertaken within the boundary of a State Planning Commission-designated Center and/or Endorsed Plan and if the project was included in the Plan Implementation Agenda for that Center/Endorsed Plan.

N/A

*Add additional sheets if necessary.*



# Proposed Capital Budget

Camden Redevelopment Agency  
 For the Period January 1, 2020 to December 31, 2020

	Estimated Total Cost	Funding Sources				
		Unrestricted Net Position Utilized	Renewal & Replacement Reserve	Debt Authorization	Capital Grants	Other Sources
<i>Operation #1</i>						
Type in Description	\$ -					
Type in Description	-					
Type in Description	-					
Type in Description	-					
Total	-	-	-	-	-	-
<i>Operation #2</i>						
Type in Description	-					
Type in Description	-					
Type in Description	-					
Type in Description	-					
Total	-	-	-	-	-	-
<i>N/A</i>						
Type in Description	-					
Type in Description	-					
Type in Description	-					
Type in Description	-					
Total	-	-	-	-	-	-
<i>N/A</i>						
Type in Description	-					
Type in Description	-					
Type in Description	-					
Type in Description	-					
Total	-	-	-	-	-	-
<i>N/A</i>						
Type in Description	-					
Type in Description	-					
Type in Description	-					
Type in Description	-					
Total	-	-	-	-	-	-
<i>N/A</i>						
Type in Description	-					
Type in Description	-					
Type in Description	-					
Type in Description	-					
Total	-	-	-	-	-	-
<b>TOTAL PROPOSED CAPITAL BUDGET</b>						
	\$ -	\$ -	\$ -	\$ -	\$ -	\$ -

Enter brief description of up to four projects for each operation above. For operations with more than four budgeted projects, please attach additional schedules. Input total amount of all projects for the operation on single line and enter "See Attached Schedule" instead of project description.

# 5 Year Capital Improvement Plan

## Camden Redevelopment Agency

For the Period January 1, 2020 to December 31, 2020

*Fiscal Year Beginning in*

	Estimated Total Cost	Current Budget Year 2020	2021	2022	2023	2024	2025
<i>Operation #1</i>							
Type in Description	\$ -	\$ -					
Type in Description	-	-					
Type in Description	-	-					
Type in Description	-	-					
Total	-	-	-	-	-	-	-
<i>Operation #2</i>							
Type in Description	-	-					
Type in Description	-	-					
Type in Description	-	-					
Type in Description	-	-					
Total	-	-	-	-	-	-	-
<i>N/A</i>							
Type in Description	-	-					
Type in Description	-	-					
Type in Description	-	-					
Type in Description	-	-					
Total	-	-	-	-	-	-	-
<i>N/A</i>							
Type in Description	-	-					
Type in Description	-	-					
Type in Description	-	-					
Type in Description	-	-					
Total	-	-	-	-	-	-	-
<i>N/A</i>							
Type in Description	-	-					
Type in Description	-	-					
Type in Description	-	-					
Type in Description	-	-					
Total	-	-	-	-	-	-	-
<i>N/A</i>							
Type in Description	-	-					
Type in Description	-	-					
Type in Description	-	-					
Type in Description	-	-					
Total	-	-	-	-	-	-	-
<b>TOTAL</b>	<b>\$ -</b>	<b>\$ -</b>	<b>\$ -</b>	<b>\$ -</b>	<b>\$ -</b>	<b>\$ -</b>	<b>\$ -</b>

*Project descriptions entered on Page CB-3 will carry forward to Pages CB-4 and CB-5. No need to re-enter project descriptions above.*

# 5 Year Capital Improvement Plan Funding Sources

## Camden Redevelopment Agency

For the Period January 1, 2020 to December 31, 2020

	Estimated Total Cost	Funding Sources			
		Unrestricted Net Position Utilized	Renewal & Replacement Reserve	Debt Authorization	Capital Grants Other Sources
<i>Operation #1</i>					
Type in Description	\$ -				
Type in Description	-				
Type in Description	-				
Type in Description	-				
Total	-	-	-	-	-
<i>Operation #2</i>					
Type in Description	-				
Type in Description	-				
Type in Description	-				
Type in Description	-				
Total	-	-	-	-	-
<i>N/A</i>					
Type in Description	-				
Type in Description	-				
Type in Description	-				
Type in Description	-				
Total	-	-	-	-	-
<i>N/A</i>					
Type in Description	-				
Type in Description	-				
Type in Description	-				
Type in Description	-				
Total	-	-	-	-	-
<i>N/A</i>					
Type in Description	-				
Type in Description	-				
Type in Description	-				
Type in Description	-				
Total	-	-	-	-	-
<i>N/A</i>					
Type in Description	-				
Type in Description	-				
Type in Description	-				
Type in Description	-				
Total	-	-	-	-	-
<b>TOTAL</b>	<b>\$ -</b>	<b>\$ -</b>	<b>\$ -</b>	<b>\$ -</b>	<b>\$ -</b>
Total 5 Year Plan per CB-4	\$ -				
Balance check					

- If amount is other than zero, verify that projects listed above match projects listed on CB-4.

Project descriptions entered on Page CB-3 will carry forward to Pages CB-4 and CB-5. No need to re-enter project descriptions above.